



TASK 30

STANDARDS/ GUIDELINES



WAYFINDING SIGNAGE MASTER PLAN

VOLUME 10 TERMINALS

PROJECT N • FC5801 - C / #7



Hartsfield-Jackson
Atlanta International Airport.


Prepared by:  

1.0

GRAPHIC STANDARDS

VOLUME **1.0** TERMINALS

- 11 Typography
- 12 Terminology/Symbology
- 13 Message Hierarchy
- 14 Foreign Language
- 15 Arrow Standards
- 16 Color Standards



- 1.0 GRAPHIC STANDARDS
- 1.1 Typography 1-01
- 1.2 Terminology / Symbology
 - Principal Airport Facilities 1-02
 - Fundamental Airport Functions 1-03
 - Building Circulation / Services 1-04
 - Dynamic Message Terminology 1-05
 - Specialty Icons - Primary Directional Overhead 1-06
 - Specialty Icons – Primary Identification 1-07
- 1.3 Message Hierarchy
 - Message Functions 1-08
 - Message Functions Cont'd 1-09
 - Message Hierarchy Examples 1-10
- 1.4 Foreign Language
 - Foreign Language 1-11
 - Multi Lingual Text Translations 1-11
 - Multi Lingual Text Translations Cont'd 1-12
- 1.5 Arrow Standards 1-13
- 1.6 Color Standards
 - Color Specification 1-14
 - Color Specification Cont'd 1-15
 - Color Application – Primary Directional – Freestanding 1-16
 - Color Application – Primary Identification – Overhead 1-17

#	REVISION	DATE
1	Updated	2/18/16
2	Updated	3/11/16
3	Updated	4/30/16
4	Updated	08/04/17

ABCDEFGHIJKLMNOPQRSTUVWXYZ
 abcdefghijklmnopqrstuvwxyz
 0123456789@#%^&*()::

Gotham Book

x Baggage Claim

Letter Spacing (Standard) - Kerning at "- 33 points"

x Baggage Claim

Letter Spacing (Too Wide)

x Baggage Claim

Letter Spacing (Too Close)

Principal Airport Facilities

#	REVISION	DATE
1	Updated	2/18/16
2	Updated	3/11/16
3	Updated	4/30/16
4	Updated	08/04/17

TERMINOLOGY

SYMBOL

INTERIOR APPLICATIONS

Terminal North



· Identifies the portion of the Terminal that is designated as Terminal North

Terminal South



· Identifies the portion of the Terminal that is designated as Terminal South

Domestic Terminal



· Identifies the portion of the Terminal that is designated as Domestic Terminal

International Terminal



· Identifies the portion of the Terminal that is designated as International Terminal

Concourses T, A, B, C, D, E, F



· Identifies a Concourse

Gates



· Identifies a Gate

Note:
Terminal-Directional Primary Message Hierarchy Example
1. Correct Terminology:
a. Terminal North
b. Terminal South
c. Domestic Terminal
d. International Terminal
2. Incorrect Terminology: Domestic-Terminal-North

Fundamental Airport Functions

#	REVISION	DATE
1	Updated	2/18/16
2	Updated	3/11/16
3	Updated	4/30/16
4	Updated	08/04/17

TERMINOLOGY

SYMBOL

INTERIOR APPLICATIONS

Ticketing / Check - In



- Identifies the portion of the Terminal that functions as the Ticketing / Check - In

Baggage Claim



- Identifies the portion of the Terminal that functions as the Baggage Claim

Main Checkpoint
North Checkpoint
South Checkpoint



- Identifies the portion of the Terminal that functions as the Checkpoint
- Not used in the Concourses

International Checkpoint



- Identifies the portion of the Terminal that functions as the Checkpoint
- Not used in the Concourses

Ground Transportation



- Identifies the portion of the Terminal that functions as the Ground Transportation

Arrivals Lobby



- Identifies the portion of the Terminal that functions as the Arrivals Lobby
- Not used in the Concourses

Passenger Pick - Up



- Identifies the portion of the Terminal that functions as the Passenger Pick - Up
- Not used in the Concourses

Parking



- Identifies Parking
- Not used in the Concourses

#	REVISION	DATE
1	Updated	2/18/16
2	Updated	3/11/16
3	Updated	4/30/16
4	Updated	08/04/17

Building Circulation

TERMINOLOGY

SYMBOL

INTERIOR APPLICATIONS

Elevators



· Identifies elevators

Escalators



· Identifies escalators

Stairs



· Identifies stairs

Emergency Stairs



· Identifies emergency stairs

Services

TERMINOLOGY

SYMBOL

INTERIOR APPLICATIONS

Restrooms (Men, Women, Family)



· Identifies restrooms facilities

Information



· Identifies service that provides information

Lost and Found



· Identifies a service that provides information on items that were lost

Dynamic Message Terminology

#	REVISION	DATE
1	Updated	2/18/16
2	Updated	3/11/16
3	Updated	4/30/16
4	Updated	08/04/17

TERMINOLOGY

North Checkpoint : Wait time - 14 Minutes ... All Airlines, All Flights

Main Checkpoint : Wait Time - 10 Minutes ... All Flights, All Airlines

North : Ticketing / Check - In ... Parking

South : Ticketing / Check - In ... Baggage Claim ... Parking

North : Passenger Pick - Up ... Parking

South : Ticketing / Check - In ... Baggage Claim ... Parking

Arrivals Lobby : All Domestic Arrivals

Ground Transportation : Rental Car Center, Taxi, International Terminal, Courtesy Shuttles

Note:
Dynamic messages shown are samples only.
Owner will review / confirm all messages.

Specialty Icons - Primary Directional Overhead

#	REVISION	DATE
1	Updated	2/18/16
2	Updated	3/11/16
3	Updated	4/30/16
4	Updated	08/04/17

TERMINOLOGY

SYMBOL

INTERIOR APPLICATIONS

Terminal North



- Identifies Terminal North
- Not used in the Concourses or Transportation Malls

Terminal South



- Identifies Terminal South
- Not used in the Concourses or Transportation Malls

International Terminal



- Identifies International Terminal
- Not used in the Concourses or Transportation Malls



Specialty Icons - Primary Identification

#	REVISION	DATE
1	Updated	2/18/16
2	Updated	3/11/16
3	Updated	4/30/16
4	Updated	08/04/17

TERMINOLOGY

SYMBOL

INTERIOR APPLICATIONS

Checkpoint



- Identifies Security Checkpoints
- Not used in the Concourses or Transportation Malls
 - Terminal North - White on Blue (Pantone 2935C)
 - Terminal South - White on Red (Pantone 1795C)
 - International Terminal - Yellow (Pantone 123C) on Black (Pantone Black)

Ticketing / Check-In



- Identifies Ticketing / Check-In
- Not used in the Concourses or Transportation Malls
 - Terminal North - White on Blue (Pantone 2935C)
 - Terminal South - White on Red (Pantone 1795C)
 - International Terminal - Yellow (Pantone 123C) on Black (Pantone Black)

Baggage Claim



- Identifies Baggage Claim
- Not used in the Concourses or Transportation Malls
 - Terminal North - White on Blue (Pantone 2935C)
 - Terminal South - White on Red (Pantone 1795C)
 - International Terminal - Yellow (Pantone 123C) on Black (Pantone Black)

Arrival Lobby



- Identifies Arrival Lobby
- Not used in the Concourses or Transportation Malls
 - Terminal North - White on Blue (Pantone 2935C)
 - Terminal South - White on Red (Pantone 1795C)
 - International Terminal - Yellow (Pantone 123C) on Black (Pantone Black)

Note: Color palette should not be substituted / replaced.

Message Function

#	REVISION	DATE
1	Updated	2/18/16
2	Updated	3/11/16
3	Updated	4/30/16
4	Updated	08/04/17

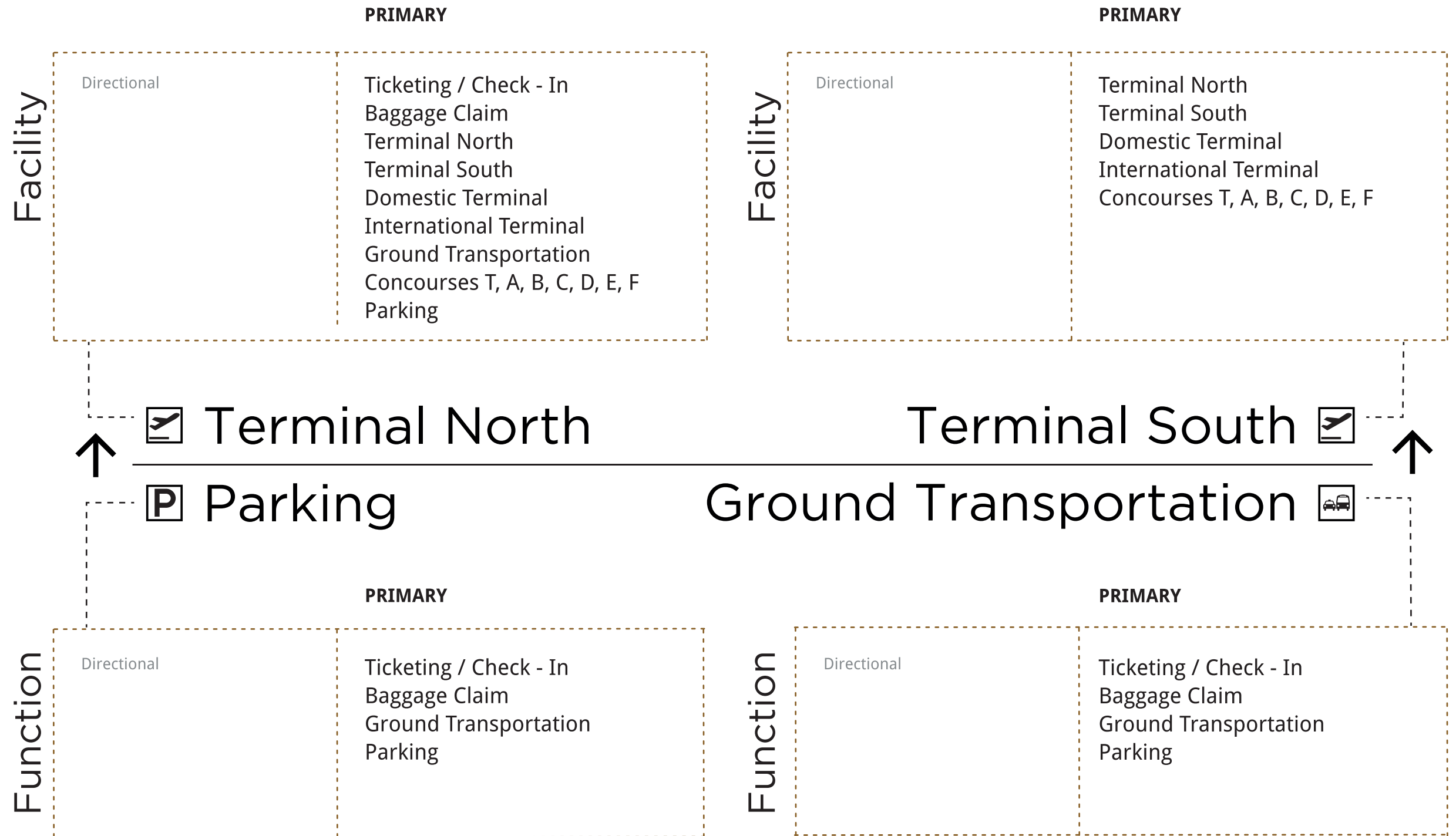
	PRIMARY	SECONDARY	TERTIARY
Directional	Terminal North Terminal South Domestic Terminal International Terminal Ticketing / Check - In Baggage Claim Ground Transportation Concourses T, A, B, C, D, E, F Parking Checkpoint	Restrooms Arrivals Lobby Passenger Pick - Up	Elevator Stairs
Identification	Terminal North Terminal South Domestic Terminal International Terminal North Ticketing / Check - In South Ticketing / Check - In International Ticketing / Check - In North Checkpoint South Checkpoint International Checkpoint North Baggage Claim South Baggage Claim International Baggage Claim Ground Transportation International Arrivals Domestic Arrivals	Restrooms (Men/Women/Family) Elevator Stairs <i>(Airline Baggage Service Office)</i> <i>(Airline Names)</i> <i>(Concessions / Retailers)</i>	ADA Restrooms <i>(Room / Door I.D.)</i>

Message Function cont'd.

#	REVISION	DATE
1	Updated	2/18/16
2	Updated	3/11/16
3	Updated	4/30/16
4	Updated	08/04/17

	PRIMARY	SECONDARY	TERTIARY
Information or Orientation	<p><i>(Airport Directory)</i> <i>(MUFIDS)</i> <i>(BIDS)</i></p>	<p><i>(Visual Paging)</i> <i>(Supplemental Languages)</i></p>	<p>Many Bags Look Alike Special Baggage On...</p>
Regulatory or Safety	<p>Exit Emergency Exit Only No Smoking Authorized Personal Only Do Not Enter Be Careful. Watch Your Step. <i>(All FAA notices and required signs)</i></p>		

#	REVISION	DATE
1	Updated	2/18/16
2	Updated	3/11/16
3	Updated	4/30/16
4	Updated	08/04/17



Note:
 Terminal-Directional Primary Message Hierarchy Example
 1. Correct Terminology:
 a. Terminal North
 b. Terminal South
 c. Domestic Terminal
 d. International Terminal
 2. Incorrect Terminology: Domestic-Terminal-North
 SCALE: NTS

1.0 GRAPHIC STANDARDS

#	REVISION	DATE
1	Updated	2/18/16
2	Updated	3/11/16
3	Updated	4/30/16
4	Updated	08/04/17

1.4 Foreign Language



Primary Foreign Language Translation Application
Overhead Directional Signs
SCALE: NTS



Primary Foreign Language Translation Application
Freestanding Directional Signs
SCALE: NTS

Multi-Lingual Text Translation

Principal Airport Facilities

ENGLISH	TRANSLATION
Terminal North	Terminal Norte
Terminal South	Terminal Sur
Domestic Terminal	Terminal Doméstico
International Terminal	Terminal Internacional
Concourses T, A, B, C, D, E, F	Terminales T, A, B, C, D, E, F
Gates	Puertas de Embarque

Fundamental Airport Functions

ENGLISH	TRANSLATION
Ticketing / Check-In	Ventas de boletos / Facturación
Baggage Claim	Reclamo de Equipaje
Main Checkpoint	Control de Seguridad Principal
North Checkpoint	Control de Seguridad Norte
South Checkpoint	Control de Seguridad Sur
International Checkpoint	Control de Seguridad Internacional
Ground Transportation	Transporte Terrestre
Arrivals Lobby	Sala de Llegadas
Passenger Pick-Up	Área para Recoger Pasajeros
Parking	Estacionamiento

Multi-Lingual Text Translation cont'd.

#	REVISION	DATE
1	Updated	2/18/16
2	Updated	3/11/16
3	Updated	4/30/16
4	Updated	08/04/17

Building Circulation

Services

ENGLISH

TRANSLATION

ENGLISH

TRANSLATION

Elevators

Ascensor

Restrooms (Men, Women, Family)

Baños (Caballeros, Damas, Familiar)

Escalators

Escalera Eléctrica

Information

Información

Stairs

Escalera

Lost and Found

N/A

Emergency Stairs

N/A

Notes:

- a. Final messages will be reviewed / approved by Department of Aviation
- b. Terminal-Directional Primary Message Hierarchy Example
 - 1. Correct Terminology:
 - a. Terminal North
 - b. Terminal South
 - c. Domestic Terminal
 - d. International Terminal
 - 2. Incorrect Terminology: Domestic Terminal North




1.0 GRAPHIC STANDARDS


#	REVISION	DATE
1	Updated	2/18/16
2	Updated	3/11/16
3	Updated	4/30/16
4	Updated	08/04/17

1.5 Arrow Standards


These figures define the arrow orientations and size that shall be used throughout the Terminals.




Up to the Left
10 o'clock



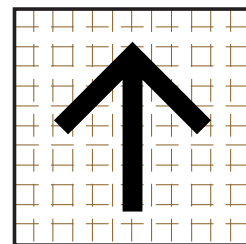
Up and/or Straight
Ahead / 12 o'clock




Up to the Right
2 o'clock



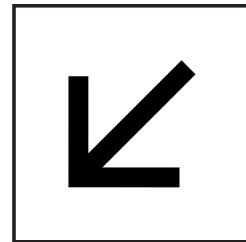
To the left
9 o'clock




Up and/or Straight
Ahead / 12 o'clock




To the Right
3 o'clock



Down to the Left
7 o'clock

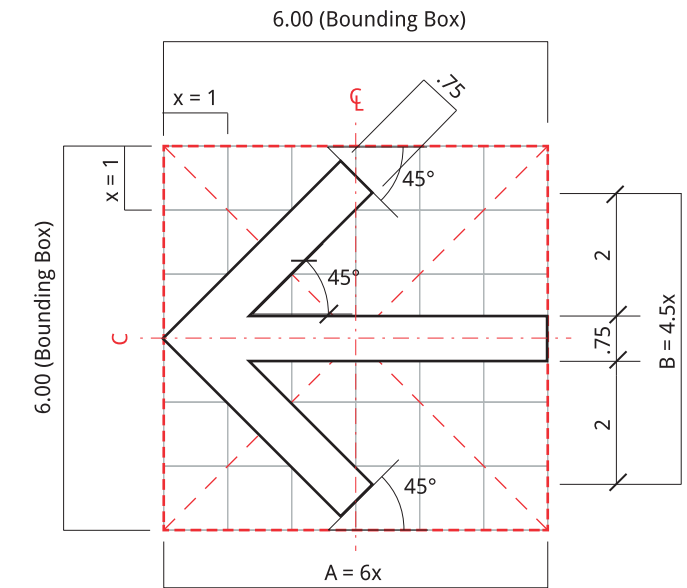


Down
6 o'clock

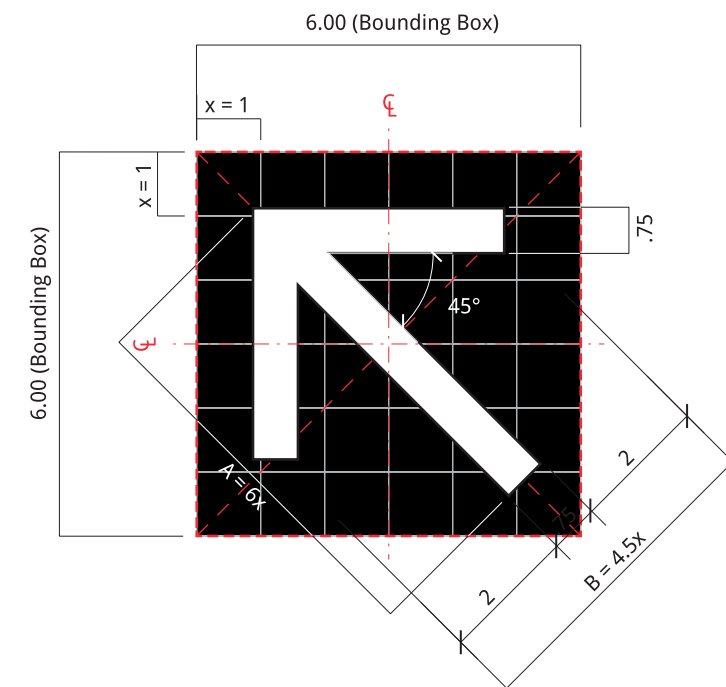


Down to the Right
5 o'clock

Arrows Orientation
SCALE: NTS



Straight Arrow:
Use for arrows angled at: 0°, 90°, 180°, 270°









Angled Arrow:
Use for arrows angled at: 45°, 135°, 225°, 315°

Arrows Sizes
SCALE: NTS

Color Specifications

This section of the document shall specify colors and applications that are to be used in the Terminal(s).

#	REVISION	DATE
1	Updated	2/18/16
2	Updated	3/11/16
3	Updated	4/30/16
4	Updated	08/04/17

COLOR APPLICATION	COLOR	PANTONE Equivalent	MATERIAL Equivalent
Functional Area Symbol	N/A	N/A	 Satin Brushed Aluminum
Sign Support Structure	N/A	N/A	 Satin Brushed Aluminum
Terminal Identification			
- Terminal North	Blue	 Pantone 2935	Sign Grade Translucent Polycarbonate
- Terminal South	Red	 Pantone 1795	Sign Grade Translucent Polycarbonate
- International Terminal	Yellow	 Pantone 123	Sign Grade Translucent Polycarbonate
Arrow	White	N/A	Sign Grade Translucent Polycarbonate
Symbol	White	N/A	Sign Grade Translucent Polycarbonate
Background	Black	 Process Black	Sign Grade Translucent Polycarbonate

**or approved equal*

Note: Color palette should not be substituted / replaced.

Color Specifications cont'd.

**or approved equal*

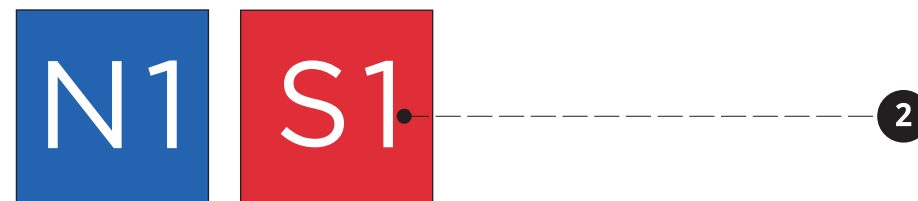
#	REVISION	DATE
1	Updated	2/18/16
2	Updated	3/11/16
3	Updated	4/30/16
4	Updated	08/04/17

COLOR APPLICATION	COLOR	PANTONE Equivalent	MATERIAL Equivalent
English Text	White	N/A	Sign Grade Translucent Polycarbonate
Translation Text	White	N/A	Sign Grade Translucent Polycarbonate

Color Application - Primary Directional - Freestanding

#	REVISION	DATE
1	Updated	2/18/16
2	Updated	3/11/16
3	Updated	4/30/16
4	Updated	08/04/17

Sign Finishes



Sign Message Panel Finishes



Color Application Examples
SCALE: NTS
Note: Color palette should not be substituted / replaced.

Sign Color Application

COLOR APPLICATION	COLOR
1 Airport Function Symbol - Terminal North - Terminal South - International Terminal	Pantone 2935C on Satin Brushed Aluminum Background Pantone 1795C on Satin Brushed Aluminum Background Pantone 123C on Black Background (Pantone Black)
2 Zone Number	White (Internally Illuminated)
3 Terminal Identification - Terminal North - Terminal South - International Terminal	Pantone 2935C on Satin Brushed Aluminum Background Pantone 1795C on Satin Brushed Aluminum Background Pantone 123C on Black Background (Pantone Black)
4 Arrow	White
5 Arrow panel	Process Black
6 Symbol	White
7 Background	Process Black
8 English Text	White
9 Translation Text	White

#	REVISION	DATE
1	Updated	2/18/16
2	Updated	3/11/16
3	Updated	4/30/16
4	Updated	08/04/17

Color Application - Primary Identification - Overhead

Sign Finishes



Sign Message Panel Finishes



Sign Color Application

COLOR APPLICATION	COLOR
1 Terminal Identification - Terminal North - Terminal South - International Terminal	Dimensional letters on Satin Brushed Aluminum Background Dimensional letters on Satin Brushed Aluminum Background Dimensional letters Yellow with Black outline on Satin Brushed Aluminum Background
2 Arrow	White
3 Arrow panel	Process Black
4 Symbol	White
5 Background	Process Black
6 English Text	White
7 Translation Text	White

Color Application Examples
SCALE: NTS

2.0

SIGN TYPES TERMINAL

VOLUME **10** TERMINALS

- 21 Sign Type Indicator
- 22 Sign Type Series Numbers
- 23 Sign Type Index
- 24 Sign Type Layout



2.0 SIGN TYPES

2.1 Sign Type Series Number 2-01

2.2 Sign Type Identification System 2-02

2.3 Sign Type Index 2-03

2.4 Sign Type Layouts

ST 100 : Primary Directional : Ceiling /Suspended.....2-16

ST 102 : Primary Directional : Ceiling / Suspended (Dynamic).....2-17

ST 104 : Primary Directional : Wall / Soffit Mounted.....2-18

ST 106 : Primary Directional : Wall / Soffit Mounted (Dynamic).....2-19

ST 108 : Primary Directional : Ceiling / Suspended.....2-20

ST 110 : Primary Directional : Ceiling / Suspended (Dynamic).....2-21

ST 112 : Primary Directional : Wall / Soffit Mounted.....2-22

ST 114 : Primary Directional : Wall / Soffit Mounted (Dynamic).....2-23

ST 116 : Primary Directional : Wall / Soffit Mounted (Single).....2-24

ST 118 : Primary Directional : Wall / Soffit Mounted (Single).....2-25

ST 120 : Primary Directional : Freestanding.....2-26

ST 122 : Primary Directional : Freestanding (Dynamic).....2-28

ST 130 : Primary Identification : Ceiling / Suspended (Dynamic).....2-30

ST 132 : Primary Identification : Ceiling / Suspended (Dynamic).....2-31

ST 134 : Primary Identification : Ceiling / Suspended (Dynamic).....2-32

ST 136 : Primary Identification : Ceiling / Suspended (Dynamic).....2-33

ST 138 : Primary Identification : Ceiling / Suspended (Dynamic).....2-34

ST 140 : Primary Identification : Ceiling / Suspended (Dynamic).....2-35

ST 142 : Primary Identification : Ceiling / Suspended (Dynamic).....2-36

ST 144 : Primary Identification : Ceiling / Suspended (Dynamic).....2-37

ST 146 : Primary Identification : Ceiling / Suspended (Dynamic).....2-38

ST 150 : Secondary Identification : Flag Mounted.....2-39

ST 152 : Secondary Identification : Wall Mounted.....2-40

ST 153 : Secondary Identification : Wall Mounted.....2-41

ST 160 : Secondary Identification : Wall Mounted.....2-42

ST 161 : Secondary Identification : Wall Mounted.....2-43

ST 162 : Secondary Identification : Wall Mounted.....2-44

ST 163 : Secondary Identification : Wall Mounted.....2-45

ST 163s : Secondary Identification : Wall Mounted (Satellite).....2-46

ST 164 : Secondary Identification : Wall Mounted.....2-47

ST 164s : Secondary Identification : Wall Mounted (Satellite).....2-48

ST 165 : Secondary Identification : Wall Mounted.....2-49

ST 165s : Secondary Identification : Wall Mounted (Satellite).....2-50

ST 166 : Secondary Identification : Wall Mounted.....2-51

ST 167 : Secondary Identification : Wall Mounted.....2-52

ST 168 : Secondary Identification : Wall Mounted.....2-53

ST 169 : Secondary Identification : Wall Mounted.....2-54

ST 181 : Secondary Informational : Wall Mounted.....2-55

ST 182 : Secondary Informational : Wall Mounted.....2-56

ST 183 : Secondary Informational : Wall Mounted.....2-57

ST 184 : Secondary Informational : Wall Mounted.....2-58

ST 185 : Secondary Informational : Wall Mounted.....2-59

ST 186 : Secondary Informational : Wall Mounted.....2-60

ST 187 : Secondary Informational : Wall Mounted.....2-61

ST 188 : Secondary Informational : Wall Mounted.....2-62

ST 189 : Secondary Informational : Wall Mounted.....2-63

2.0 SIGN TYPE TERMINALS

#	REVISION	DATE
1	Updated	2/18/16
2	Updated	3/11/16
3	Updated	4/30/16
4	Updated	08/04/17

2.1 Sign Type Series Number

- **100 Series** – Terminals (Domestic / International)
 - 100 - 129 – Primary Directional
 - 130 - 139 – Primary Identification
 - 140 - 149 – Primary Identification
 - 150 - 159 – Secondary Identification
 - 160 - 169 – Secondary Identification
 - 170 - 179 – Secondary Informational
 - 180 - 189 – Secondary Informational
- **200 Series** – Concourses
 - 200 - 229 – Primary Directional
 - 230 - 239 – Secondary Directional
 - 240 - 249 – Primary Identification
 - 250 - 259 – Secondary Identification
 - 260 - 269 – Primary Informational
 - 270 - 279 – Secondary Informational
- **300 Series** – Transportation Malls
 - 300 - 329 – Primary Directional
 - 330 - 339 – Secondary Directional
 - 340 - 349 – Primary Identification
 - 350 - 359 – Secondary Identification
 - 360 - 369 – Primary Informational
 - 370 - 379 – Secondary Informational
- **400 Series** – Curbsides (Domestic / International)
 - 400 - 429 – Primary Directional
 - 430 - 439 – Secondary Directional
 - 440 - 449 – Primary Identification
 - 450 - 459 – Secondary Identification
 - 460 - 469 – Primary Informational
 - 470 - 479 – Secondary Informational
- **500 Series** – Ground Transportation (Domestic / International)
 - 500 - 529 – Primary Directional
 - 530 - 539 – Secondary Directional
 - 540 - 549 – Primary Identification
 - 550 - 559 – Secondary Identification
 - 560 - 569 – Primary Informational
 - 570 - 579 – Secondary Informational
- **600 Series** – Parking (Domestic / International)
 - 600 - 629 – Primary Directional
 - 630 - 639 – Secondary Directional
 - 640 - 649 – Primary Identification
 - 650 - 659 – Secondary Identification
 - 660 - 669 – Primary Informational
 - 670 - 679 – Secondary Informational
- **700 Series** – Roadways (Domestic / International)
 - 700 - 729 – Primary Directional
 - 730 - 739 – Secondary Directional
 - 740 - 749 – Primary Identification
 - 750 - 759 – Secondary Identification
 - 760 - 769 – Primary Informational
 - 770 - 779 – Secondary Informational

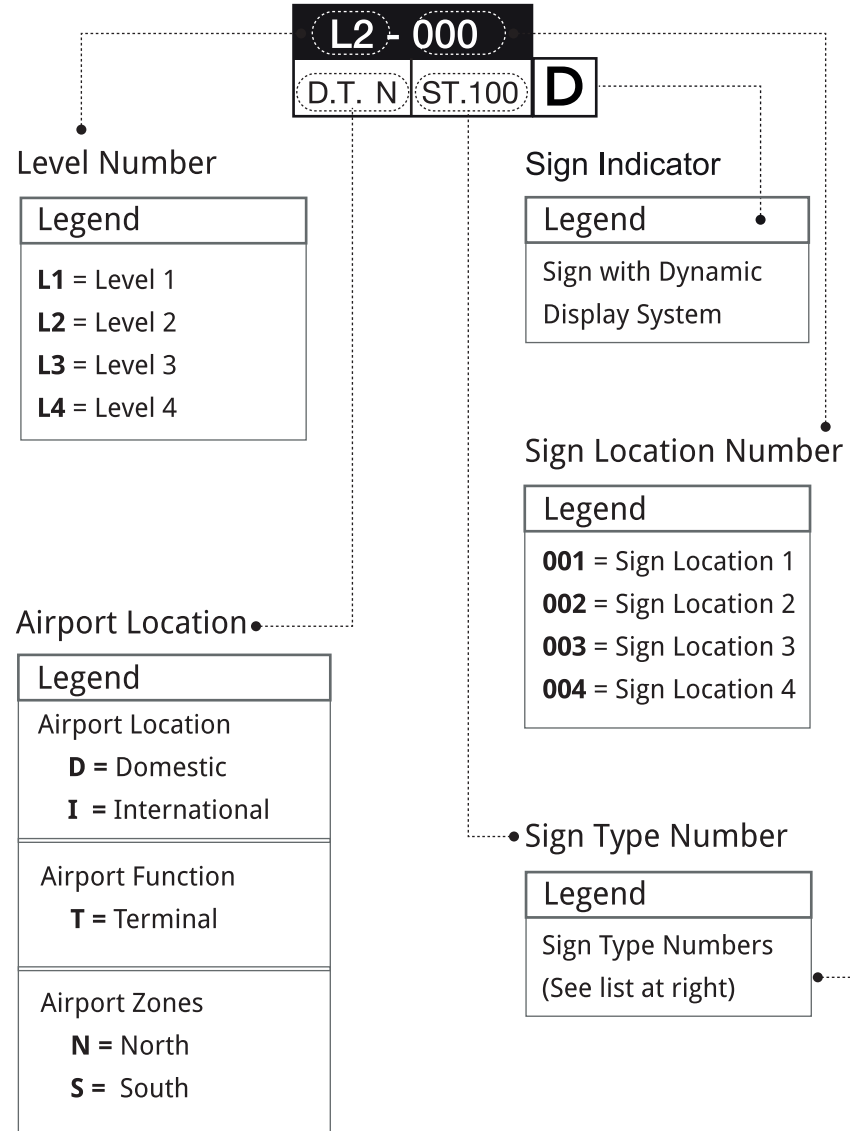


2.0 SIGN TYPE TERMINALS

2.2 Sign Type Identification System

#	REVISION	DATE
1	Updated	2/18/16
2	Updated	3/11/16
3	Updated	4/30/16
4	Updated	08/04/17
5	Updated	1/03/23

2.2 - 1 Sign Location Indicator















2.2 - 2 Sign Type Series Numbers - Terminals

Sign Type 100 Series - Terminals (Domestic / International)
ST.100 - ST.129 - Primary Directional
ST.130 - ST.139 - Primary Identification
ST.140 - ST.149 - Primary Identification(Domestic)
ST.150 - ST.159 - Primary Identification(International)
ST.160 - ST.169 - Secondary Identification
ST.170 - ST.179 - Secondary Informational
ST.180 - ST.189 - Secondary Informational

2.0 SIGN TYPE TERMINALS

#	REVISION	DATE
1	Updated	2/18/16
2	Updated	3/11/16
3	Updated	4/30/16
4	Updated	08/04/17

2.3 Sign Type Index

ST-100 Primary Directional - Ceiling Suspended		
Terminal South	Terminal North	International Terminal
		
<ul style="list-style-type: none"> - 2 Directionals / 2 Levels of Messaging / 2 Sided - Overall dimensions: 2'- 0" H x 15' - 5" W x 7" D - Provides multi directional information - For use in Terminal South only : Accent Color Red - Pantone 1795 	<ul style="list-style-type: none"> - 2 Directionals / 2 Levels of Messaging / 2 Sided - Overall dimensions: 2'- 0" H x 15' - 5" W x 7" D - Provides multi directional information - For use in Terminal North only : Accent Color Blue - Pantone 2935 	<ul style="list-style-type: none"> - 2 Directionals / 2 Levels of Messaging / 2 Sided - Overall dimensions: 2'- 0" H x 15' - 5" W x 7" D - Provides multi directional information - For use in International Terminal only : Accent Color Yellow - Pantone 123
ST-102 Primary Directional - Ceiling Suspended (Dynamic)		
Terminal South	Terminal North	International Terminal
		
<ul style="list-style-type: none"> - 2 Directionals / 2 Levels of Messaging / 2 Sided with <u>Dynamic Display</u> - Overall dimensions: 2'- 4" H x 15' - 5" W x 7" D - Provides multi directional information - For use in Terminal South only : Accent Color Red - Pantone 1795 	<ul style="list-style-type: none"> - 2 Directionals / 2 Levels of Messaging / 2 Sided with <u>Dynamic Display</u> - Overall dimensions: 2'- 4" H x 15' - 5" W x 7" D - Provides multi directional information - For use in Terminal North only : Accent Color Blue - Pantone 2935 	<ul style="list-style-type: none"> - 2 Directionals / 2 Levels of Messaging / 2 Sided with <u>Dynamic Display</u> - Overall dimensions: 2'- 4" H x 15' - 5" W x 7" D - Provides multi directional information - For use in International Terminal only : Accent Color Yellow - Pantone 123
ST-104 Primary Directional - Wall / Soffit Mounted		
Terminal South	Terminal North	International Terminal
		
<ul style="list-style-type: none"> - 2 Directionals / 2 Levels of Messaging / 1 Sided - Overall dimensions: 2'- 0" H x 15' - 5" W x 5" D - Provides multi directional information - For use in Terminal South only : Accent Color Red - Pantone 1795 	<ul style="list-style-type: none"> - 2 Directionals / 2 Levels of Messaging / 1 Sided - Overall dimensions: 2'- 0" H x 15' - 5" W x 5" D - Provides multi directional information - For use in Terminal North only : Accent Color Blue - Pantone 2935 	<ul style="list-style-type: none"> - 2 Directionals / 2 Levels of Messaging / 1 Sided - Overall dimensions: 2'- 0" H x 15' - 5" W x 5" D - Provides multi directional information - For use in International Terminal only : Accent Color Yellow - Pantone 123
ST-106 Primary Directional - Wall / Soffit Mounted (Dynamic)		
Terminal South	Terminal North	International Terminal
		
<ul style="list-style-type: none"> - 2 Directionals / 2 Levels of Messaging / 1 Sided with <u>Dynamic Display</u> - Overall dimensions: 2'- 4" H x 15' - 5" W x 5" D - Provides multi directional information - For use in Terminal South only : Accent Color Red - Pantone 1795 	<ul style="list-style-type: none"> - 2 Directionals / 2 Levels of Messaging / 1 Sided with <u>Dynamic Display</u> - Overall dimensions: 2'- 4" H x 15' - 5" W x 5" D - Provides multi directional information - For use in Terminal North only : Accent Color Blue - Pantone 2935 	<ul style="list-style-type: none"> - 2 Directionals / 2 Levels of Messaging / 1 Sided with <u>Dynamic Display</u> - Overall dimensions: 2'- 4" H x 15' - 5" W x 5" D - Provides multi directional information - For use in International Terminal only : Accent Color Yellow - Pantone 123

2.0 SIGN TYPE TERMINALS

#	REVISION	DATE
1	Updated	2/18/16
2	Updated	3/11/16
3	Updated	4/30/16
4	Updated	08/04/17

2.3 Sign Type Index

ST-108 Primary Directional - Ceiling Mounted / Suspended

Terminal South	Terminal North	International Terminal
<ul style="list-style-type: none"> - 2 Directionals / 1 Level of Messaging / 2 Sided - Overall dimensions: 1'- 1" H x 15' - 5" W x 7" D - Provides multi directional information - For use in Terminal South only : Accent Color Red - Pantone 1795 	<ul style="list-style-type: none"> - 2 Directionals / 1 Level of Messaging / 2 Sided - Overall dimensions: 1'- 1" H x 15' - 5" W x 7" D - Provides multi directional information - For use in Terminal North only : Accent Color Blue - Pantone 2935 	<ul style="list-style-type: none"> - 2 Directionals / 1 Level of Messaging / 2 Sided - Overall dimensions: 1'- 1" H x 15' - 5" W x 7" D - Provides multi directional information - For use in International Terminal only : Accent Color Yellow - Pantone 123

ST-110 Primary Directional - Ceiling Mounted / Suspended (Dynamic)

Terminal South	Terminal North	International Terminal
<ul style="list-style-type: none"> - 2 Directionals / 1 Level of Messaging / 2 Sided with <u>Dynamic Display</u> - Overall dimensions: 1'- 5" H x 15' - 5" W x 7" D - Provides multi directional information - For use in Terminal South only : Accent Color Red - Pantone 1795 	<ul style="list-style-type: none"> - 2 Directionals / 1 Level of Messaging / 2 Sided with <u>Dynamic Display</u> - Overall dimensions: 1'- 5" H x 15' - 5" W x 7" D - Provides multi directional information - For use in Terminal North only : Accent Color Blue - Pantone 2935 	<ul style="list-style-type: none"> - 2 Directionals / 1 Level of Messaging / 2 Sided with <u>Dynamic Display</u> - Overall dimensions: 1'- 5" H x 15' - 5" W x 7" D - Provides multi directional information - For use in International Terminal only : Accent Color Yellow - Pantone 123

ST-112 Primary Directional - Wall / Soffit Mounted

Terminal South	Terminal North	International Terminal
<ul style="list-style-type: none"> - 2 Directionals / 1 Level of Messaging / 1 Sided - Overall dimensions: 1'- 1" H x 15' - 5" W x 5" D - Provides multi directional information - For use in Terminal South only : Accent Color Red - Pantone 1795 	<ul style="list-style-type: none"> - 2 Directionals / 1 Level of Messaging / 1 Sided - Overall dimensions: 1'- 1" H x 15' - 5" W x 5" D - Provides multi directional information - For use in Terminal North only : Accent Color Blue - Pantone 2935 	<ul style="list-style-type: none"> - 2 Directionals / 1 Level of Messaging / 1 Sided - Overall dimensions: 1'- 1" H x 15' - 5" W x 5" D - Provides multi directional information - For use in International Terminal only : Accent Color Yellow - Pantone 123

ST-114 Primary Directional - Soffit / Wall Mounted (Dynamic)

Terminal South	Terminal North	International Terminal
<ul style="list-style-type: none"> - 2 Directionals / 1 Level of Messaging / 1 Sided with <u>Dynamic Display</u> - Overall dimensions: 1'- 1-1/2" H x 15' - 5" W x 5" D - Provides primary directional information - For use in Terminal South only : Accent Color Red - Pantone 1795 	<ul style="list-style-type: none"> - 2 Directionals / 1 Level of Messaging / 1 Sided with <u>Dynamic Display</u> - Overall dimensions: 1'- 1-1/2" H x 15' - 5" W x 5" D - Provides primary directional information - For use in Terminal North only : Accent Color Blue - Pantone 2935 	<ul style="list-style-type: none"> - 2 Directionals / 1 Level of Messaging / 1 Sided with <u>Dynamic Display</u> - Overall dimensions: 1'- 1-1/2" H x 15' - 5" W x 5" D - Provides primary directional information - For use in International Terminal only : Accent Color Yellow - Pantone 123

2.0 SIGN TYPE TERMINALS

#	REVISION	DATE
1	Updated	2/18/16
2	Updated	3/11/16
3	Updated	4/30/16
4	Updated	08/04/17

2.3 Sign Type Index

ST-116 Secondary Directional - Wall / Soffit Mounted

Terminal South	Terminal North	International Terminal
<ul style="list-style-type: none"> - 1 Directionals / 2 Levels of Messaging / 1 Sided - Overall dimensions: 2'- 0" H x 7' - 11" W x 5" D - Provides single directional information - For use in Terminal South only : Accent Color Red - Pantone 1795 	<ul style="list-style-type: none"> - 1 Directionals / 2 Levels of Messaging / 1 Sided - Overall dimensions: 2'- 0" H x 7' - 11" W x 5" D - Provides single directional information - For use in Terminal North only : Accent Color Blue - Pantone 2935 	<ul style="list-style-type: none"> - 1 Directionals / 2 Levels of Messaging / 1 Sided - Overall dimensions: 2'- 0" H x 7' - 11" W x 5" D - Provides single directional information - For use in International Terminal only : Accent Color Yellow - Pantone 123

ST-118 Secondary Directional - Wall / Soffit Mounted

Terminal South	Terminal North	International Terminal
<ul style="list-style-type: none"> - 1 Directionals / 1 Level of Messaging / 1 Sided - Overall dimensions: 1'- 1-1/2" H x 7' - 11" W x 5" D - Provides single directional information - For use in Terminal South only : Accent Color Red - Pantone 1795 	<ul style="list-style-type: none"> - 1 Directionals / 1 Level of Messaging / 1 Sided - Overall dimensions: 1'- 1-1/2" H x 7' - 11" W x 5" D - Provides single directional information - For use in Terminal North only : Accent Color Blue - Pantone 2935 	<ul style="list-style-type: none"> - 1 Directionals / 1 Level of Messaging / 1 Sided - Overall dimensions: 1'- 1-1/2" H x 7' - 11" W x 5" D - Provides single directional information - For use in International Terminal only : Accent Color Yellow - Pantone 123

ST-120 Primary Directional - Freestanding




Terminal South	Terminal North	International Terminal
<ul style="list-style-type: none"> - 2 Directionals / 4 Levels of Messaging / 2 Sided - Overall dimensions: 10'- 0" H x 2' - 6" W x 4" D - Provides multi directional information in Terminals - For use in Terminal South only : Accent Color Red - Pantone 1795 	<ul style="list-style-type: none"> - 2 Directionals / 4 Levels of Messaging / 2 Sided - Overall dimensions: 10'- 0" H x 2' - 6" W x 4" D - Provides multi directional information in Terminals - For use in Terminal North only : Accent Color Blue - Pantone 2935 	<ul style="list-style-type: none"> - 2 Directionals / 4 Levels of Messaging / 2 Sided - Overall dimensions: 10'- 0" H x 2' - 6" W x 4" D - Provides multi directional information in Terminals - For use in International Terminal only : Accent Color Yellow - Pantone 123

2.0 SIGN TYPE TERMINALS



#	REVISION	DATE
1	Updated	2/18/16
2	Updated	3/11/16
3	Updated	4/30/16
4	Updated	08/04/17

2.3 Sign Type Index

ST-122 Primary Directional - Freestanding (Dynamic)

Terminal South	Terminal North	International Terminal
		
<ul style="list-style-type: none"> - 2 Directionals / 4 Levels of Messaging / 2 Sided with Dynamic Display Panel - Overall dimensions: 10'- 0" H x 2' - 6" W x 4" D - Provides multi directional information in Terminals - For use in Terminal South only : Accent Color Red - Pantone 1795 	<ul style="list-style-type: none"> - 2 Directionals / 4 Levels of Messaging / 2 Sided with Dynamic Display Panel - Overall dimensions: 10'- 0" H x 2' - 6" W x 4" D - Provides multi directional information in Terminals - For use in Terminal North only : Accent Color Blue - Pantone 2935 	<ul style="list-style-type: none"> - 2 Directionals / 4 Levels of Messaging / 2 Sided with Dynamic Display Panel - Overall dimensions: 10'- 0" H x 2' - 6" W x 4" D - Provides multi directional information in Terminals - For use in International Terminal only : Accent Color Yellow - Pantone 123

ST-130 Primary Identification - Ceiling Mounted/Suspended(Dynamic)

Terminal South	Terminal North	
		N/A
<ul style="list-style-type: none"> - Overall dimensions: 2'- 9" H x 17' - 0" W x 9" D - 1 Sided - Provides Checkpoint information - For use in Terminal South only : Accent Color Red - Pantone 1795 	<ul style="list-style-type: none"> - Overall dimensions: 2'- 9" H x 17' - 0" W x 9" D - 1 Sided - Provides Checkpoint information - For use in Terminal North only : Accent Color Blue - Pantone 2935 	N/A








ST-132 Primary Identification - Ceiling Mounted/Suspended(Dynamic)

Main Terminal		
	N/A	N/A
<ul style="list-style-type: none"> - Overall dimensions: 2'- 9" H x 11' - 0" W x 1'- 4" D - 2 Sided - Provides Checkpoints information - For use in Main Terminal only : Accent Color White 	N/A	N/A

2.0 SIGN TYPE TERMINALS

#	REVISION	DATE
1	Updated	2/18/16
2	Updated	3/11/16
3	Updated	4/30/16
4	Updated	08/04/17




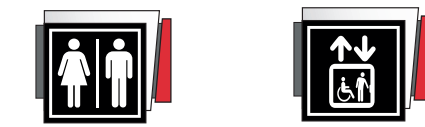

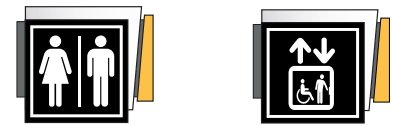
2.3 Sign Type Index

ST-134 Primary Identification - Ceiling Mounted/Suspended(Dynamic)		
Terminal South	Terminal North	N/A
		
- Overall dimensions: 2'- 9" H x 17' - 0" W x 1'- 4" D - 2 Sided - Provides Ticketing/Check-In information - For use in Terminal South only : Accent Color Red - Pantone 1795	- Overall dimensions: 2'- 9" H x 17' - 0" W x 1'- 4" D - 2 Sided - Provides Ticketing/Check-In information - For use in Terminal North only : Accent Color Blue - Pantone 2935	N/A
ST-136 Primary Identification - Ceiling Mounted/Suspended(Dynamic)		
Terminal South	Terminal North	N/A
		
- Overall dimensions: 2'- 9" H x 17' - 0" W x 1'- 4" D - 2 Sided - Provides Baggage Claim information - For use in Terminal South only : Accent Color Red - Pantone 1795	- Overall dimensions: 2'- 9" H x 17' - 0" W x 1'- 4" D - 2 Sided - Provides Baggage Claim information - For use in Terminal North only : Accent Color Blue - Pantone 2935	N/A
ST-138 Primary Identification - Ceiling Mounted/Suspended(Dynamic)		
Terminal South	Terminal North	N/A
		
- Overall dimensions: 2'- 9" H x 17' - 0" W x 1'- 4" D - 2 Sided - Provides Arrivals Lobby information - For use in International Terminal only : Accent Color Red - Pantone 1795	- Overall dimensions: 2'- 9" H x 17' - 0" W x 1'- 4" D - 2 Sided - Provides Arrivals Lobby information - For use in Terminal North only : Accent Color Blue - Pantone 2935	N/A
ST-140 Primary Identification - Ceiling Mounted/Suspended(Dynamic)		
N/A	N/A	International Terminal
		
N/A	N/A	- Overall dimensions: 2'- 9" H x 17' - 0" W x 9" D - 1 Sided - Provides Checkpoint information. - For use in International Terminal only : Accent Color Yellow - Pantone 123

2.0 SIGN TYPE TERMINALS

REVISION	DATE
1 Updated	2/18/16
2 Updated	3/11/16
3 Updated	4/30/16
4 Updated	08/04/17




2.3 Sign Type Index




ST-142 Primary Identification - Ceiling Mounted/Suspended(Dynamic)		
N/A	N/A	<p>International Terminal</p> 
N/A	N/A	<ul style="list-style-type: none"> - Overall dimensions: 2'- 9" H x 17' - 0" W x 1'- 4" D - 2 Sided - Provides Ticketing/Check-In information - For use in International Terminal only : Accent Color Yellow - Pantone 123
ST-146 Primary Identification - Ceiling Mounted/Suspended(Dynamic)		
N/A	N/A	<p>International Terminal</p> 
N/A	N/A	<ul style="list-style-type: none"> - Overall dimensions: 2'- 9" H x 17' - 0" W x 1'- 4" D - 2 Sided - Provides Baggage Claim information - For use in International Terminal only : Accent Color Yellow - Pantone 123
ST-148 Primary Identification - Ceiling Mounted/Suspended(Dynamic)		
N/A	N/A	<p>International Terminal</p> 
N/A	N/A	<ul style="list-style-type: none"> - Overall dimensions: 2'- 9" H x 17' - 0" W x 1'- 4" D - 2 Sided - Provides Arrivals Lobby information - For use in International Terminal only : Accent Color Yellow - Pantone 123
ST-150 Secondary Identification - Flage Mounted		
Terminal South	Terminal North	International Terminal
		
<ul style="list-style-type: none"> - Overall dimensions: 1'- 1-1/2" H x 1' - 4" W x 5" D - 2 Sided - Provides Restrooms/Elevator information - For use in Terminal North only : Accent Color Blue - Pantone 2935 	<ul style="list-style-type: none"> - Overall dimensions: 1'- 1-1/2" H x 1' - 4" W x 5" D - 2 Sided - Provides Restrooms/Elevator information - For use in Terminal North only : Accent Color Blue - Pantone 2935 	<ul style="list-style-type: none"> - Overall dimensions: 1'- 1-1/2" H x 1' - 4" W x 5" D - 2 Sided - Provides Restrooms/Elevator information - For use in International Terminal only : Accent Color Yellow - Pantone 123

2.0 SIGN TYPE TERMINALS

#	REVISION	DATE
1	Updated	2/18/16
2	Updated	3/11/16
3	Updated	4/30/16
4	Updated	08/04/17

2.3 Sign Type Index

ST-152 Secondary Identification - Wall Mounted		
Terminal South	Terminal North	International Terminal
		
<ul style="list-style-type: none"> - Overall dimensions: 10" H x 2' - 4" W x 1" D - Provides Restrooms information - For use in Terminal South only : Accent Color Red - Pantone 1795 	<ul style="list-style-type: none"> - Overall dimensions: 10" H x 2' - 4" W x 1" D - Provides Restrooms information - For use in Terminal North only : Accent Color Blue - Pantone 2935 	<ul style="list-style-type: none"> - Overall dimensions: 10" H x 2' - 4" W x 1" D - Provides Restroom information - For use in International Terminal only : Accent Color Yellow - Pantone 123

ST-154 Secondary Identification - Wall Mounted		
Terminal South	Terminal North	International Terminal
		
<ul style="list-style-type: none"> - Overall dimensions: 7" H x 2' - 4" W x 1" D - Provides Elevator information - For use in Terminal South only : Accent Color Red - Pantone 1795 	<ul style="list-style-type: none"> - Overall dimensions: 7" H x 2' - 4" W x 1" D - Provides Elevator information - For use in Terminal North only : Accent Color Blue - Pantone 2935 	<ul style="list-style-type: none"> - Overall dimensions: 7" H x 2' - 4" W x 1" D - Provides Elevator information - For use in International Terminal only : Accent Color Yellow - Pantone 123

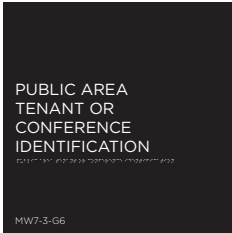
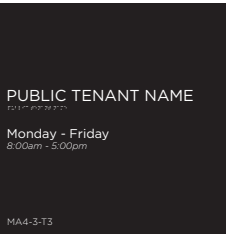
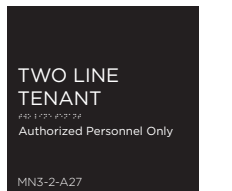

ST-156 Secondary Identification - Wall Mounted		
N/A	N/A	N/A
N/A	N/A	N/A

ST-158 Secondary Identification		
N/A	N/A	N/A
N/A	N/A	N/A

2.0 SIGN TYPE TERMINALS

REVISION	DATE
1 Updated	2/18/16
2 Updated	3/11/16
3 Updated	4/30/16
4 Updated	08/04/17
5 Updated	1/03/23



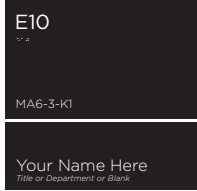
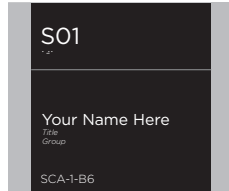


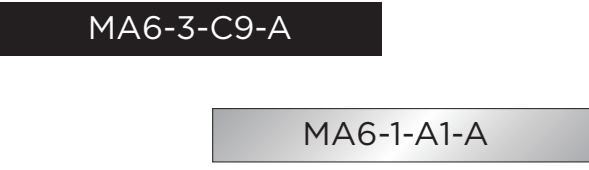

2.3 Sign Type Index

ST-160 Secondary Identification - Wall Mounted		
Terminals/Concourses		N/A
<ul style="list-style-type: none"> - Overall dimensions: 13" H x 13" W x 3/8" D - Provides ADA Identification of Public Tenant or Conference Spaces 		
ST-161 Secondary Identification - Wall Mounted		
Terminals/Concourses		N/A
<ul style="list-style-type: none"> - Overall dimensions: 13" H x 13" W x 3/8" D - Provides ADA Identification of Public Tenant or Conference Spaces including Hours of Operation 		
ST-162 Secondary Identification - Wall Mounted		
Terminals/Concourses		N/A
<ul style="list-style-type: none"> - Overall dimensions: 8 1/2" H x 8 1/2" W x 3/8" D - Provides ADA Identification of Non-Public Tenant Space 		
ST-163 Secondary Identification - Wall Mounted		ST-163-S Secondary Identification - Wall Mounted
Terminals/Concourses		Satellite Buildings
<ul style="list-style-type: none"> - Overall dimensions: 8 1/2" H x 8 1/2" W x 3/8" D - Provides ADA Identification of Rooms 		<ul style="list-style-type: none"> - Overall dimensions ST163-S: 8 5/8" H x 10 1/4" W x 1 1/8" D - Overall dimensions ST163-S-A New Insert: 8 1/2" H x 8 1/2" W x .030 D - Provides ADA Identification of Rooms for Satellite Airport Facilities

2.0 SIGN TYPE TERMINALS

#	REVISION	DATE
1	Updated	2/18/16
2	Updated	3/11/16
3	Updated	4/30/16
4	Updated	08/04/17
5	Updated	1/03/23

2.3 Sign Type Index

ST-164 Secondary Identification - Wall Mounted		ST-164-S Secondary Identification - Wall Mounted	
Terminals/Concourses		Satellite Buildings	
	N/A		
<ul style="list-style-type: none"> - Overall dimensions: 8 1/2" H x 8 1/2" W x 3/8" D - Provides ADA Identification of Rooms with Pictograms 	N/A	<ul style="list-style-type: none"> - Overall dimensions ST164-S: 8 5/8" H x 10 1/4" W x 1 1/8" D - Overall dimensions ST164-S-A New Insert: 8 1/2" H x 8 1/2" W x .030 D - Provides ADA Identification of Rooms with Pictograms for Satellite Airport Facilities 	
ST-165 Secondary Identification - Wall Mounted		ST-165-S Secondary Identification - Wall Mounted	
Terminals/Concourses		Satellite Buildings	
	N/A		
<ul style="list-style-type: none"> - Overall dimensions ST165 Complete Sign: 8 1/2" H x 8 1/2" W x 3/8" D - Overall dimensions ST165-2 Double Occupancy: 11 1/2" H x 8 1/2" W x 3/8" D - Overall dimensions ST165-A Name Insert: 3" H x 8 1/2" W x 3/8" D - Provides ADA Identification of Employee Offices 	N/A	<ul style="list-style-type: none"> - Overall dimensions ST165-S Complete Sign: 8 5/8" H x 10 1/4" W x 1 1/8" D - Overall dimensions ST165-S-A Name Insert: 8 1/2" H x 8 1/2" W x .015" D - Overall dimensions ST165-S-B Replacement Lens: 8 1/2" H x 8 1/2" W x .030 D - Provides ADA Identification of Employee Offices for Satellite Airport Facilities 	
ST-166 Secondary Identification - Wall Mounted		ST-166 Secondary Identification - Wall Mounted	
Terminals/Concourses		Satellite Buildings	
	N/A		
<ul style="list-style-type: none"> - Overall dimensions Complete Sign: 3 1/8" H x 10 1/4" W x 1 1/8" D - Overall dimensions ST166-A Name Insert: 3" H x 8 1/2" W x .015 D - Overall dimensions ST166-B Printed Lens: 3" H x 8 1/2" W x .030 D - Provides Identification of Employee Cubicles, Temporary Hours/Message Status 	N/A	<ul style="list-style-type: none"> - Overall dimensions Complete Sign: 3 1/8" H x 10 1/4" W x 1 1/8" D - Overall dimensions ST166-A Name Insert: 3" H x 8 1/2" W x .015 D - Overall dimensions ST166-B Printed Lens: 3" H x 8 1/2" W x .030 D - Provides Identification of Employee Cubicles, Temporary Hours/Message Status 	
ST-167 Secondary Identification - Wall Mounted		ST-167 Secondary Identification - Wall Mounted	
Terminals/Concourses		Satellite Buildings	
	N/A		
<ul style="list-style-type: none"> - Overall dimensions Interior Acrylic Door Tag: ST167 1 1/4" H x 9" W x 1/8" - Overall dimensions Exterior Aluminum: Door Tag ST167E: 1 1/4" H x 9" W x 1/8" - Door Tag Provides Identification of every door by zone, level and room number 	N/A	<ul style="list-style-type: none"> - Overall dimensions Interior Acrylic Door Tag: ST167 1 1/4" H x 9" W x 1/8" - Overall dimensions Exterior Aluminum: Door Tag ST167E: 1 1/4" H x 9" W x 1/8" - Door Tag Provides Identification of every door by zone, level and room number 	

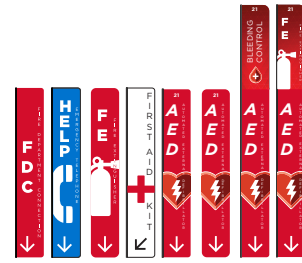
2.0 SIGN TYPE TERMINALS

#	REVISION	DATE
1	Updated	2/18/16
2	Updated	3/11/16
3	Updated	4/30/16
4	Updated	08/04/17
5	Updated	1/03/23

2.3 Sign Type Index

ST-168 Secondary Identification - Flag Mounted

Terminals/Concourses



- Overall dimensions ST168-1 Flat Panel: 24" H x 4" W x .063" D
- Overall dimensions ST168-2 Flag Panel: 24" H x 4" W x .063" D
- Overall dimensions ST168-3 Flat Panel: 36" H x 4" W x .063" D
- Overall dimensions ST168-3 Flag Panel: 36" H x 4" W x .063" D
- Provides Identification of Emergency Equipment

Satellite Buildings



- Overall dimensions ST168-1 Flat Panel: 24" H x 4" W x .063" D
- Overall dimensions ST168-2 Flag Panel: 24" H x 4" W x .063" D
- Overall dimensions ST168-3 Flat Panel: 36" H x 4" W x .063" D
- Overall dimensions ST168-3 Flag Panel: 36" H x 4" W x .063" D
- Provides Identification of Emergency Equipment

ST-169 Secondary Identification - Wall Mounted

Terminals/Concourses



- Overall dimensions: 8 1/2" H x 8 1/2" W x 1/8" D
- Provides Identification of Exterior Tenants and Rooms

Satellite Buildings



- Overall dimensions: 8 1/2" H x 8 1/2" W x 1/8" D
- Provides Identification of Exterior Tenants and Rooms

ST-170 Primary Informational - Wall Mounted

N/A

N/A

N/A

N/A

N/A

N/A

ST-171 Primary Informational - Wall Mounted

N/A

N/A

N/A

N/A



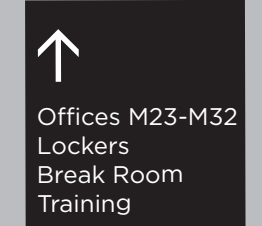
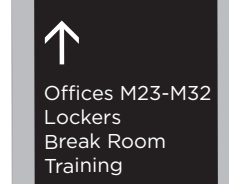

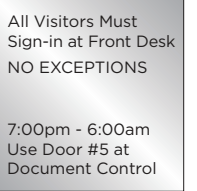
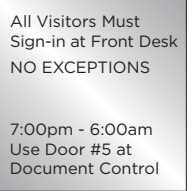
N/A

N/A

2.0 SIGN TYPE TERMINALS

#	REVISION	DATE
1	Updated	2/18/16
2	Updated	3/11/16
3	Updated	4/30/16
4	Updated	08/04/17
5	Updated	1/03/23



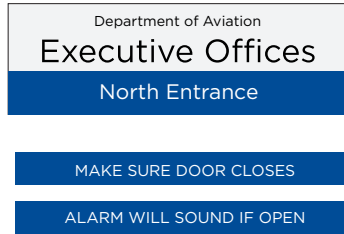
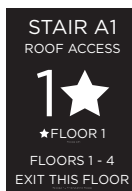


2.3 Sign Type Index

ST-180 Secondary Informational - Wall Mounted		
N/A	N/A	N/A
N/A	N/A	N/A
ST-181 Secondary Informational - Wall Mounted		
Terminals/Concourses  	N/A	Satellite Buildings  
<ul style="list-style-type: none"> - Overall dimensions ST181-13: 13" H x 13" W x 1/2" D - Overall dimensions ST181-8: 8 1/2" H x 8 1/2" W x 1/2" D - Provides Information regarding Safety, Directions and Rules 	N/A	<ul style="list-style-type: none"> - Overall dimensions ST181-5-13: 13 1/8" H x 13" W x 1 1/8" D - Overall dimensions ST181-5-8 : 8 5/8" H x 10 1/4" W x 1 1/8" D - Provides Information regarding Safety, Directions and Rules for Satellite Airport Facilities
ST-182 Secondary Informational - Wall Mounted		
Terminals/Concourses 	N/A	N/A
<ul style="list-style-type: none"> - Overall dimensions : 22" H x 22" W x 1/2" D - Provides Directory Information at Elevator Entrances 	N/A	N/A
ST-183 Secondary Informational - Wall Mounted		
Terminals/Concourses 	N/A	Satellite Buildings 
<ul style="list-style-type: none"> - Overall dimensions : 8 1/2" H x 8 1/2" W x 1/8" D - Provides variety of Information at Exterior Doors and Areas 	N/A	<ul style="list-style-type: none"> - Overall dimensions : 8 1/2" H x 8 1/2" W x 1/8" D - Provides variety of Information at Exterior Doors and Areas

2.0 SIGN TYPE TERMINALS

#	REVISION	DATE
1	Updated	2/18/16
2	Updated	3/11/16
3	Updated	4/30/16
4	Updated	08/04/17
5	Updated	1/03/23





2.3 Sign Type Index

ST-184 Secondary Informational - Wall Mounted	
Terminals/Concourses	Satellite Buildings
	
<ul style="list-style-type: none"> - Overall Frame dimensions ST184: 11 1/8" H x 10 5/8" W x 7/16" D - Overall Insert dimensions ST184-A: 11" H x 8 1/2" W x .020" D - Provides frame for areas needing changeable Information 	<ul style="list-style-type: none"> - Overall Frame dimensions ST184: 11 1/8" H x 10 5/8" W x 7/16" D - Overall Insert dimensions ST184-A: 11" H x 8 1/2" W x .020" D - Provides frame for areas needing changeable Information, Hours, Elevator Directory, etc
ST-185 Secondary Informational - Wall Mounted	
Terminals/Concourses	Satellite Buildings
	
<ul style="list-style-type: none"> - Overall Dimensions Vinyl Dog ST185-A: 12 1/2" H x 14" W - Overall Dimensions Vinyl Lettering ST185-B: 1" H and 3/4" H - Overall Dimensions Rigid Vinyl Hydrant ST185-C: 16" H x 12" W x .020" D - Provides Directions and Information of/at SARA locations 	<ul style="list-style-type: none"> - Overall Dimensions Frosted Vinyl Door Bands: 10 1/4" H x 35 3/4" W - Overall Dimensions Frosted Vinyl Door Bands: 10 1/4" H x 31 1/2" W - Overall Dimensions Frosted Vinyl Door Bands: 3" H x 31 1/2" W - Provides Information at Airport Offices with Glass Doors
ST-186 Secondary Informational - Wall Mounted	
Terminals/Concourses	Satellite Buildings
	
<ul style="list-style-type: none"> - Overall dimensions : 20" H x 14" W x 1/8" D - Provides ADA identification and information inside Stairwells 	<ul style="list-style-type: none"> - Overall dimensions : 20" H x 14" W x 1/8" D - Provides ADA identification and information inside Stairwells
ST-187 Secondary Informational - Wall Mounted	
Terminals/Concourses	Satellite Buildings
	
<ul style="list-style-type: none"> - Overall dimensions : 8" H x 20" W x 1/8" D - Provides information regarding Emergency Exits and Jetbridges 	<ul style="list-style-type: none"> - Overall dimensions : 8" H x 20" W x 1/8" D - Provides information regarding Emergency Exits and Jetbridges

2.0 SIGN TYPE TERMINALS

#	REVISION	DATE
1	Updated	2/18/16
2	Updated	3/11/16
3	Updated	4/30/16
4	Updated	08/04/17
5	Updated	1/03/23

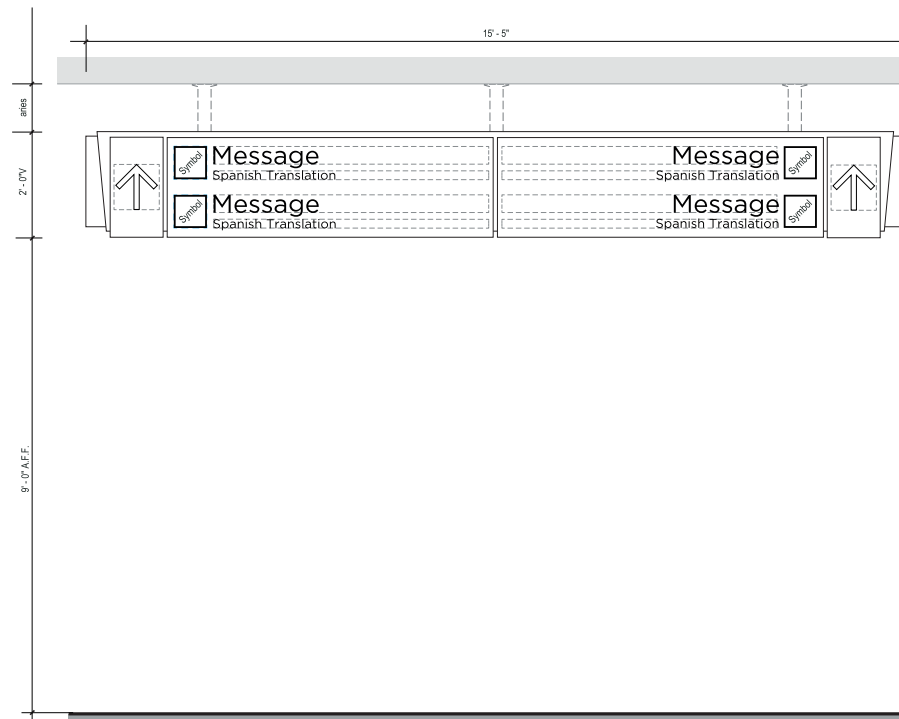
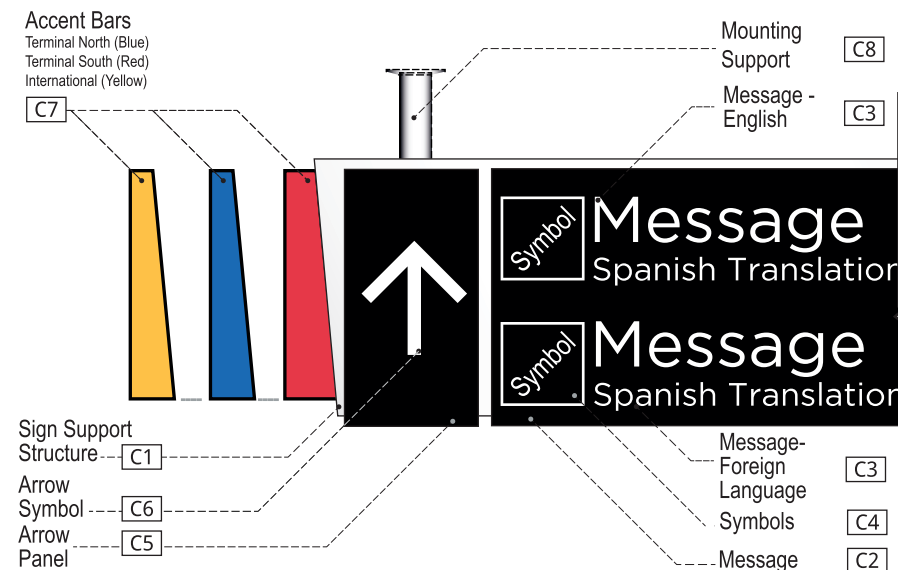
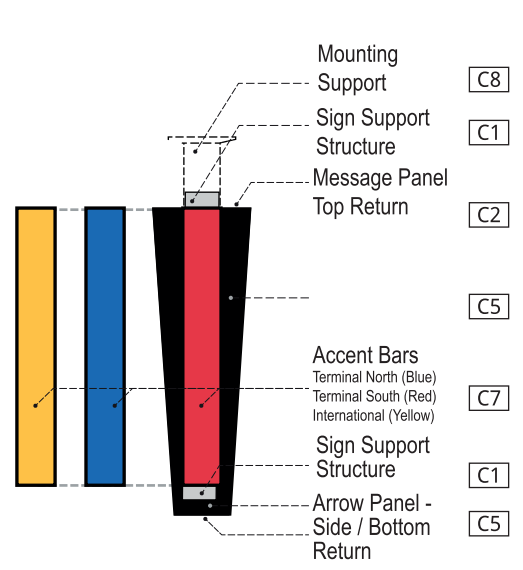
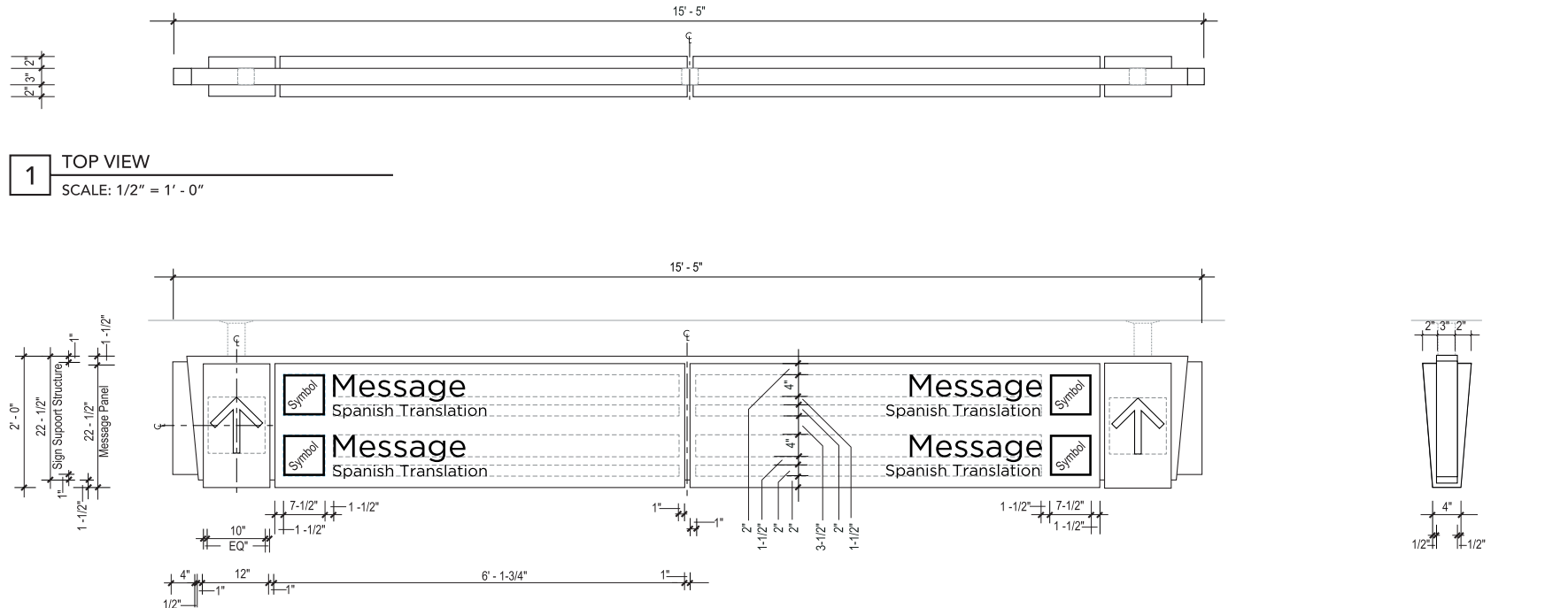
2.3 Sign Type Index

ST-188 Secondary Informational - Wall Mounted		
Terminals/Concourses		Satellite Buildings
	N/A	
<ul style="list-style-type: none"> - Overall dimensions : 8 1/2" H x 8 1/2" W x 3/8" D - Provides Information at Restricted Areas and All Jetbridge Entrances 	N/A	<ul style="list-style-type: none"> - Overall dimensions : 8 1/2" H x 8 1/2" W x 3/8" D - Provides Information at Restricted Areas and All Jetbridge Entrances
ST-189 Secondary Informational - Wall Mounted		
Terminals/Concourses		Satellite Buildings
	N/A	
<ul style="list-style-type: none"> - Overall dimensions : 5" H x 5" W x 1/2" D - Provides Information and Warnings at Doors and Counters 	N/A	<ul style="list-style-type: none"> - Overall dimensions : 5" H x 5" W x 1/2" D - Provides Information and Warnings at Doors and Counters
N/A	N/A	N/A
N/A	N/A	N/A
N/A	N/A	N/A
N/A	N/A	N/A

2.0 SIGN TYPE TERMINALS

#	REVISION	DATE
1	Updated	2/18/16
2	Updated	3/11/16
3	Updated	4/30/16
4	Updated	08/04/17

2.4 Sign Type Layouts



Directional ST-100

Descriptions: Primary Directional - 2 Directionals / 2 Levels of messaging / 2 sided.

Dimensions: 2'-0" High x 15' - 5" Wide x 7" Depth

Location: Terminals. Primary inner circulation corridors and atrium - perpendicular to the main pedestrian traffic flow.

Material: Seamless fabricated aluminum sign panel with removable message and arrow panels.

Lettering:
1. English - Gotham Book - 4" Cap height
2. Spanish - Gotham Book - 2" Cap height

Symbology: Refer to Section 1- Graphics Standards

Colors:

- [C1]** Sign Support Structure
- Seamless fabricated .040 thick satin brushed aluminum
- [C2]** Message Panel
- .25" seamless fabricated White acrylic (Sign Grade Translucent Polycarbonate) overlaid with opaque Black vinyl - Internally illuminated
- [C3]** Messages - English - Foreign Language
- Internally illuminated (White)
- [C4]** Symbols
- Internally illuminated (White)
- [C5]** Arrow Panels
- .25" seamless fabricated White acrylic (Sign Grade Translucent Polycarbonate) overlaid with opaque Black vinyl - Internally illuminated
- [C6]** Arrow Symbol
- Internally illuminated (White)
- [C7]** Accent Bars
- .125" thick seamless fabricated acrylic. - Internally illuminated.
- Accent Bar colors:
Terminal North - Pantone 2935 (Blue)
Terminal South - Pantone 1795 (Red)
International Terminal - Pantone 123 (Yellow)
- Internally illuminated
- [C8]** Mounting Support
- .080" x 3" Satin brushed square extruded aluminum tube

Graphics: N/A
Mounting: Ceiling suspended
Illuminations: Internal
Remarks:


Notes:

- Signs with directional messages to Terminal South will utilize "red" accent bar (Pantone 1795) only.
- Signs with directional messages to Terminal North will utilize "blue" accent bar (Pantone 2935) only.
- Signs with messages for International Terminal will utilize "yellow" accent bar (Pantone 123) only.
- Colors are not interchangeable, and cannot be substituted.

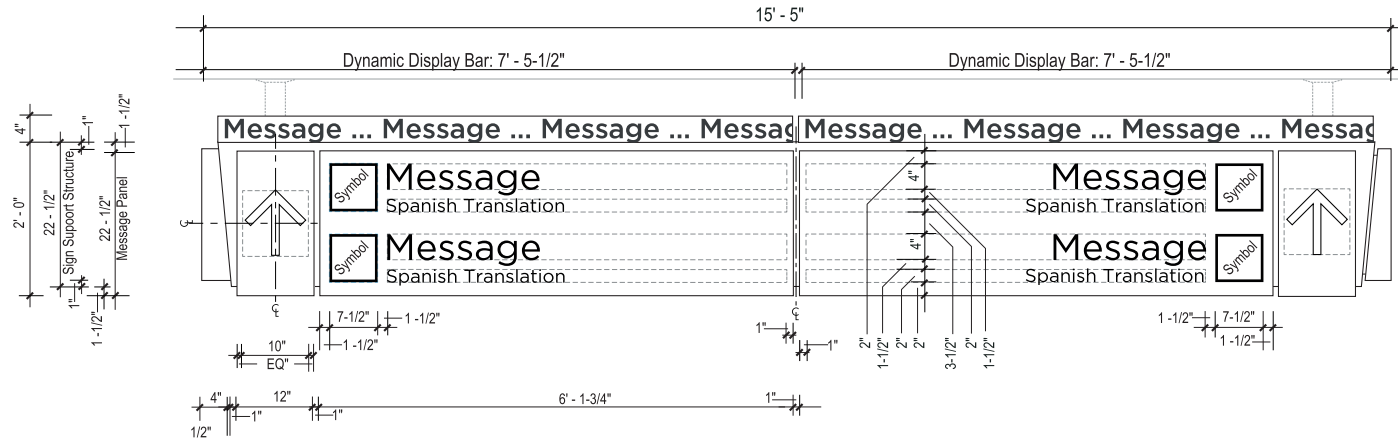
2.0 SIGN TYPE TERMINALS

#	REVISION	DATE
1	Updated	2/18/16
2	Updated	3/11/16
3	Updated	4/30/16
4	Updated	08/04/17

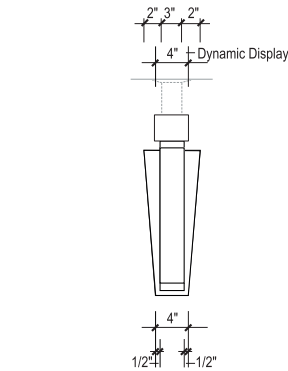
2.4 Sign Type Layouts



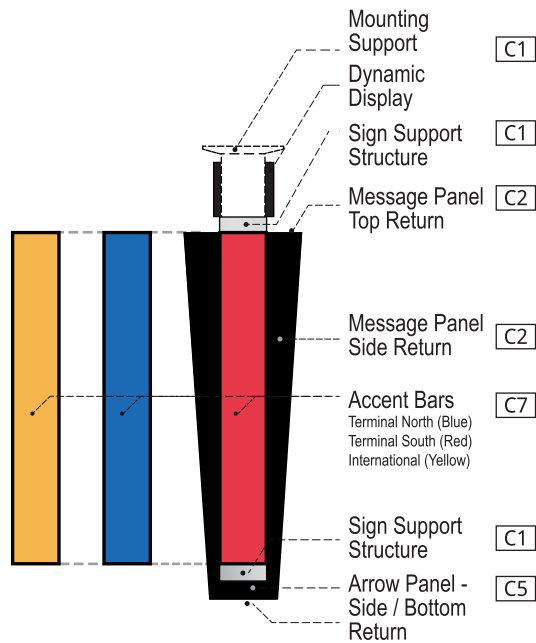
1 TOP VIEW
SCALE: 1/2" = 1' - 0"



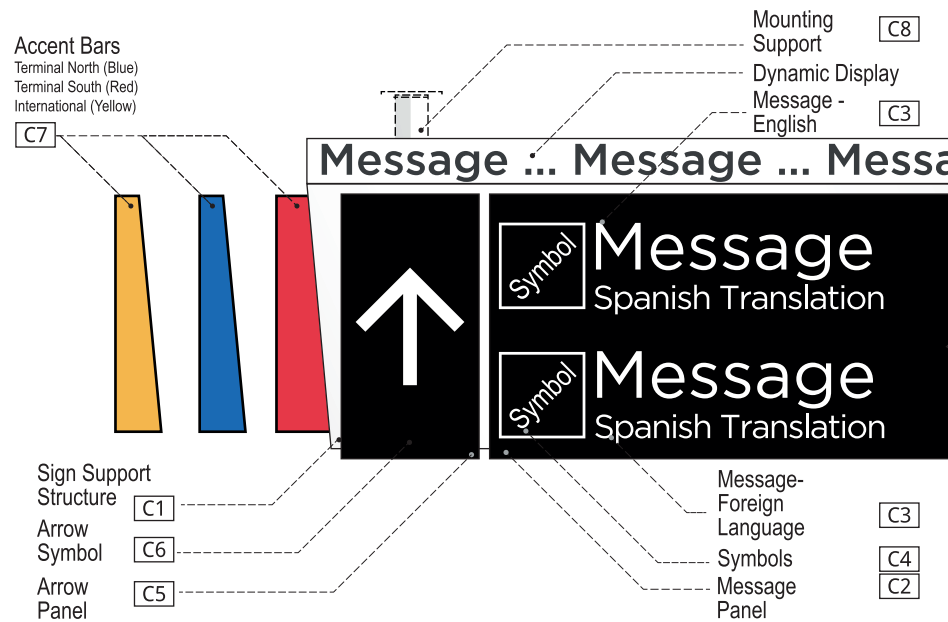
2 FRONT VIEW
SCALE: 1/2" = 1' - 0"



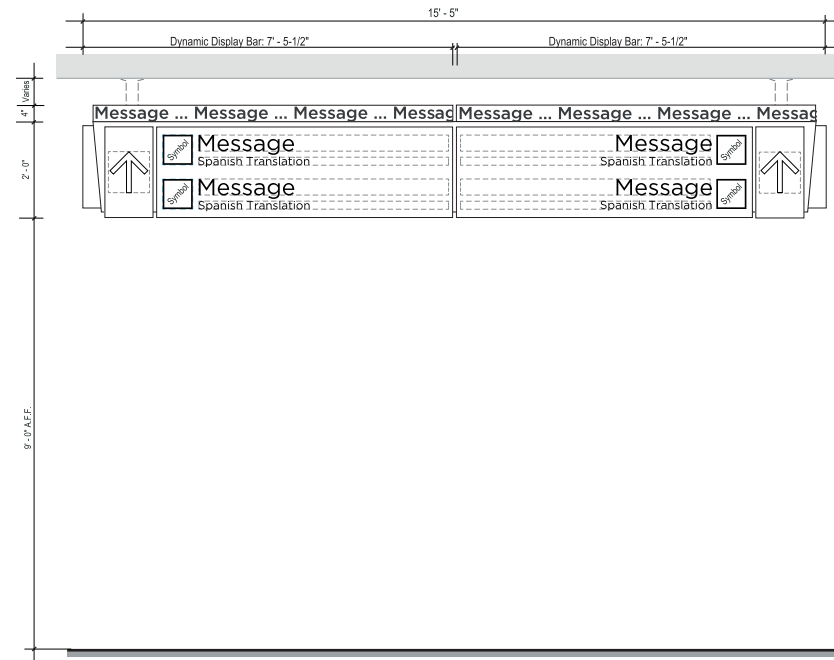
3 SIDE VIEW
SCALE: 1/2" = 1' - 0"



4 SIGN FINISHES - END VIEW
SCALE: NTS



5 SIGN FINISHES
SCALE: NTS



6 ELEVATION - CEILING SUSPENDED
SCALE: NTS

Directional ST-102

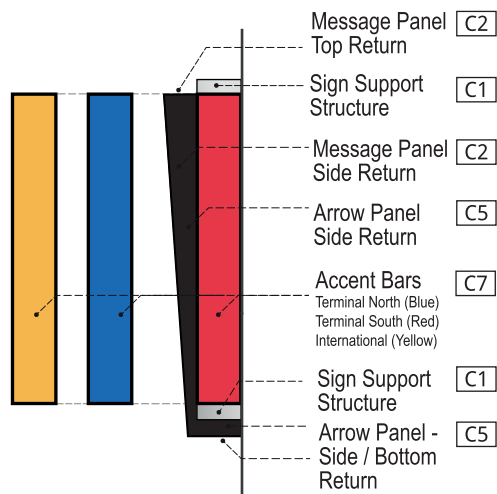
- Descriptions:** Primary Directional - (Dynamic)
2 Directionals / 2 Levels of messaging / 2 sided.
- Dimensions:** 2'- 4" High x 15' - 5" Wide x 7" Depth
Dynamic Display Bar: 4" H x 7'- 9"W x 3" D
- Location:** Terminals. Primary inner circulation corridors, and atrium with multi directional traffic and key decision points - perpendicular to the main pedestrian traffic flow.
- Material:** Seamless fabricated aluminum sign panel with removable message and arrow panels.
- Lettering:** 1. English - Gotham Book - 4" Cap height
2. Spanish - Gotham Book - 2" Cap height
- Symbology:** Refer to Section 1- Graphics Standards
- Colors:**
- C1** • Sign Support Structure
- Seamless fabricated .040 thick satin brushed aluminum
 - C2** • Message Panel
- .25" seamless fabricated White acrylic (Sign Grade Translucent Polycarbonate) overlaid with opaque Black vinyl
- Internally illuminated
 - C3** • Messages - English and Foreign Language
- Internally illuminated (White)
 - C4** • Symbols
- Internally illuminated (White)
 - C5** • Arrow Panels
- .25" seamless fabricated White acrylic (Sign Grade Translucent Polycarbonate) overlaid with opaque Black vinyl
- Internally illuminated
 - C6** • Arrow Symbol
- Internally illuminated (White)
 - C7** • Accent Bars
- .125" thick seamless bent acrylic.
- Internally illuminated.
- Accent Bar colors:
Terminal North - Pantone 2935 (Blue)
Terminal South - Pantone 1795 (Red)
International Terminal - Pantone 123 (Yellow)
- Internally illuminated match sign face
 - C8** • Mounting Support
- Satin brushed square extruded aluminum tube
- Graphics:** N/A
Mounting: Ceiling suspended
Illuminations: Internal
Remarks: Dynamic messages will vary per Owner's request

Notes:

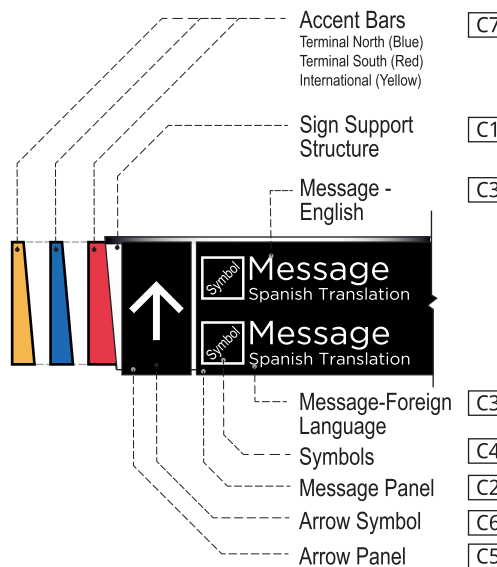
1. Signs with directional messages to Terminal South will utilize "red" accent bar (Pantone 1795) only.
2. Signs with directional messages to Terminal North will utilize "blue" accent bar (Pantone 2935) only.
3. Signs with messages for International Terminal will utilize "yellow" accent bar (Pantone 123) only.
4. Colors are not interchangeable, and cannot be substituted.

2.0 SIGN TYPE TERMINALS

#	REVISION	DATE
1	Updated	2/18/16
2	Updated	3/11/16
3	Updated	4/30/16
4	Updated	08/04/17




5 SIGN FINISHES - END VIEW
SCALE: NTS

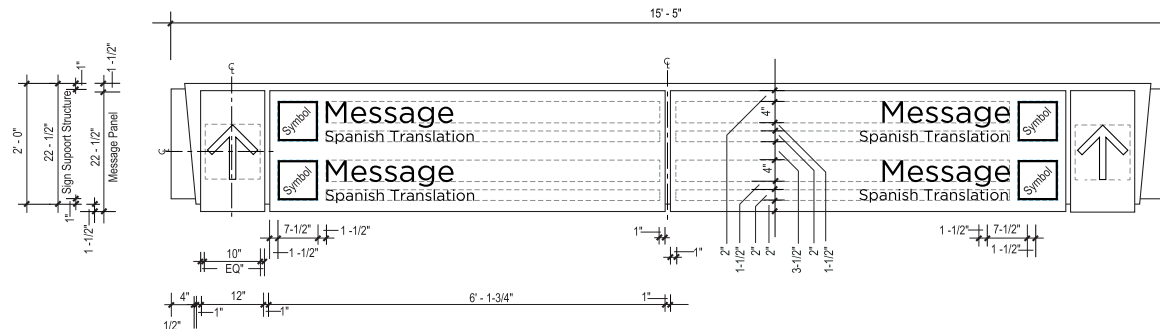


6 SIGN FINISHES
SCALE: NTS

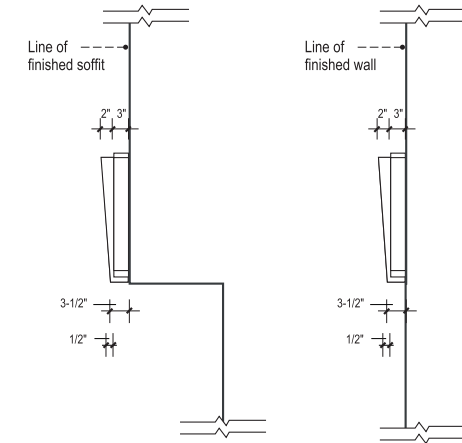
2.4 Sign Type Layouts



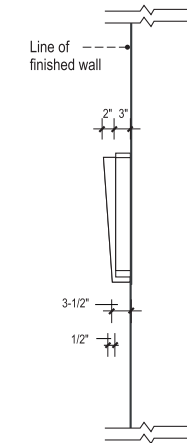
1 TOP VIEW
SCALE: 1/2" = 1' - 0"



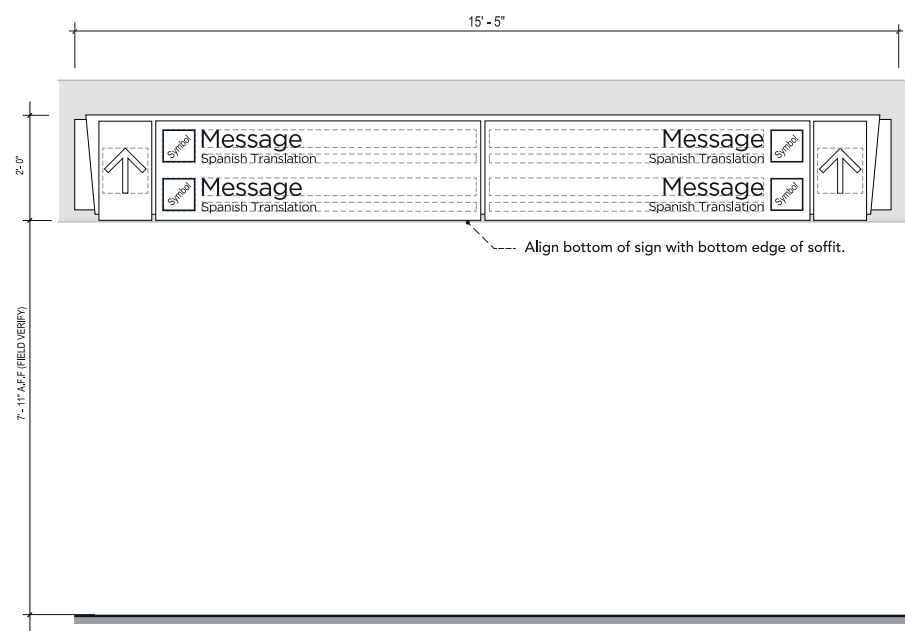
2 FRONT VIEW
SCALE: 1/2" = 1' - 0"



3 SIDE VIEW - SOFFIT
SCALE: 1/2" = 1' - 0"



4 SIDE VIEW - WALL
SCALE: 1/2" = 1' - 0"



7 ELEVATION - SOFFIT
SCALE: 1/2" = 1' - 0"



8 ELEVATION - WALL
SCALE: 1/2" = 1' - 0"

Directional ST-104

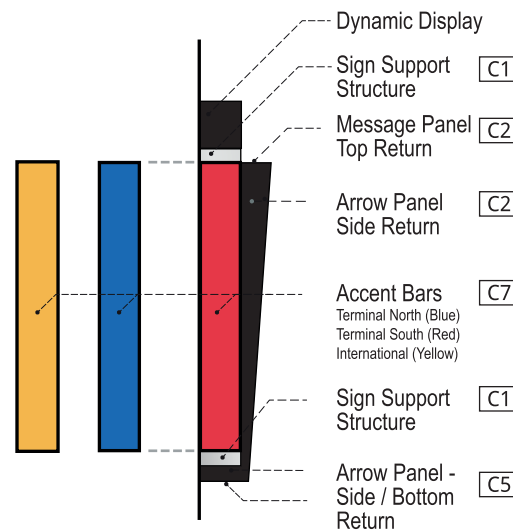
- Descriptions:** Primary Directional - 2 Directionals / 2 Levels of messaging / 2 sided.
- Dimensions:** 2'- 0" High x 15' - 5" Wide x 5" Depth
- Location:** Terminal, Level 1 escalator lobby - perpendicular to the main pedestrian traffic flow.
- Material:** Seamless fabricated aluminum sign panel with removable message and arrow panels.
- Lettering:**
1. English - Gotham Book - 4" Cap height
2. Spanish - Gotham Book - 2" Cap height
- Symbology:** Refer to Section 1- Graphics Standards
- Colors:**
- C1** • Sign Support Structure - Seamless fabricated .040 thick satin brushed aluminum
 - C2** • Message Panel - .25" seamless fabricated White acrylic (Sign Grade Translucent Polycarbonate) overlaid with opaque Black vinyl - Internally illuminated
 - C3** • Messages - English and Foreign Language - Internally illuminated (White)
 - C4** • Symbols - Internally illuminated (White)
 - C5** • Arrow Panels - .25" seamless fabricated White acrylic (Sign Grade Translucent Polycarbonate) overlaid with opaque Black vinyl - Internally illuminated
 - C6** • Arrow Symbol - Internally illuminated (White)
 - C7** • Accent Bars - .125" thick seamless bent acrylic. - Internally illuminated. - Accent Bar colors: Terminal North - Pantone 2935 (Blue) Terminal South - Pantone 1795 (Red) International Terminal - Pantone 123 (Yellow) - Internally illuminated
- Graphics:** N/A
- Mounting:** Wall / Soffit Mounted
- Illuminations:** Internal
- Remarks:** Soffit Mount:
- Soffit at decision point
- Maintain 7' - 11" A.F.F

Notes:

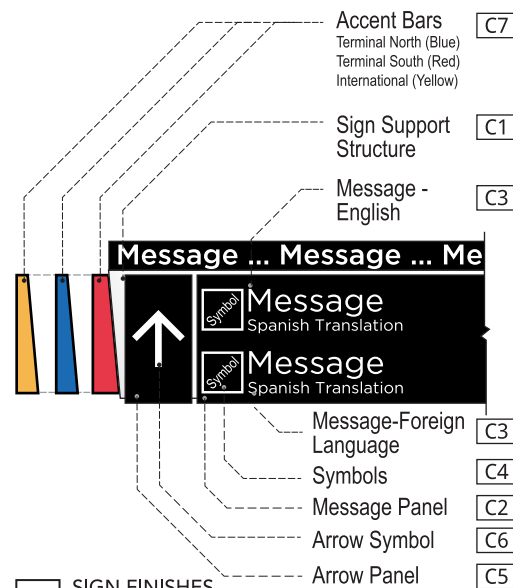
1. Signs with directional messages to Terminal South will utilize "red" accent bar (Pantone 1795) only.
2. Signs with directional messages to Terminal North will utilize "blue" accent bar (Pantone 2935) only.
3. Signs with messages for International Terminal will utilize "yellow" accent bar (Pantone 123) only.
4. Colors are not interchangeable, and cannot be substituted.

2.0 SIGN TYPE TERMINALS

#	REVISION	DATE
1	Updated	2/18/16
2	Updated	3/11/16
3	Updated	4/30/16
4	Updated	08/04/17




5 SIGN FINISHES - END VIEW
SCALE: NTS

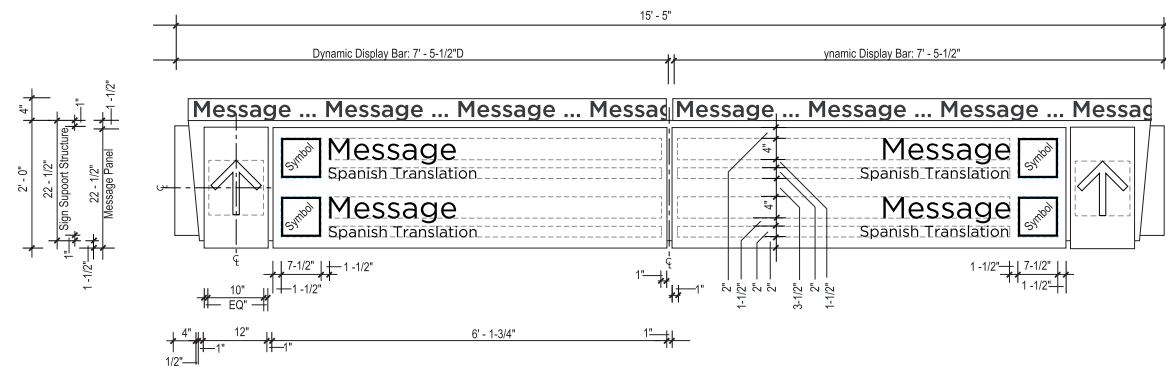


6 SIGN FINISHES
SCALE: NTS

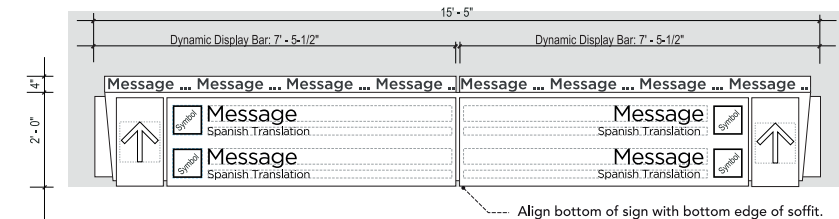
2.4 Sign Type Layouts



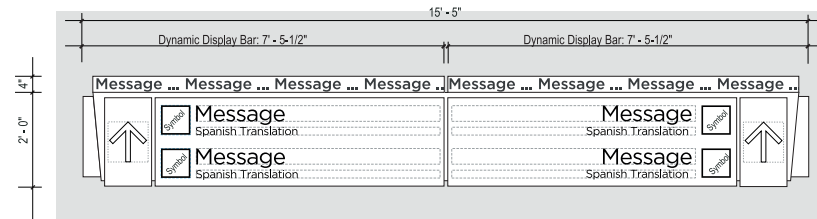
1 TOP VIEW
SCALE: 1/2" = 1' - 0"



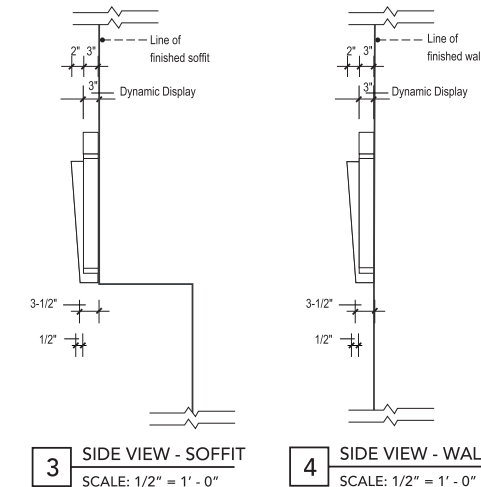
2 FRONT VIEW
SCALE: 1/2" = 1' - 0"



7 ELEVATION - SOFFIT
SCALE: 1/2" = 1' - 0"



8 ELEVATION - WALL
SCALE: 1/2" = 1' - 0"



Directional ST-106

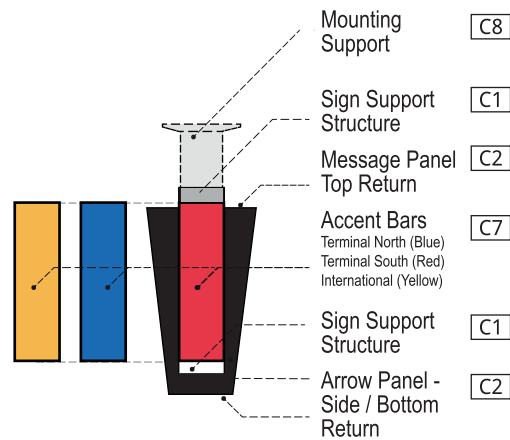
- Descriptions:** Primary Directional - (Dynamic)
2 Directionals / 2 Levels of messaging / 1 sided.
- Dimensions:** 2' - 4" High x 15' - 5" Wide x 5" Depth
Dynamic Display Bar: 4" H x 7' - 5-1/2"W x 3" D
- Location:** Terminals. Level 1 escalator lobby - perpendicular to the main pedestrian traffic flow.
- Material:** Seamless fabricated aluminum sign panel with removable message and arrow panels.
- Lettering:**
1. English - Gotham Book - 4" Cap height
2. Spanish - Gotham Book - 2" Cap height
- Symbology:** Refer to Section 1- Graphics Standards
- Colors:**
- [C1] Sign Support Structure
- Seamless fabricated .040 thick satin brushed aluminum
 - [C2] Message Panel
- .25" seamless fabricated White acrylic (Sign Grade Translucent Polycarbonate) overlaid with opaque Black vinyl
- Internally illuminated
 - [C3] Messages - English and Foreign Language
- Internally illuminated (White)
 - [C4] Symbols
- Internally illuminated (White)
 - [C5] Arrow Panels
- .25" seamless fabricated White acrylic (Sign Grade Translucent Polycarbonate) overlaid with opaque Black vinyl
- Internally illuminated
 - [C6] Arrow Symbol
- Internally illuminated (White)
 - [C7] Accent Bars
- .125" thick seamless bent acrylic.
- Internally illuminated.
- Accent Bar colors:
Terminal North - Pantone 2935 (Blue)
Terminal South - Pantone 1795 (Red)
International Terminal - Pantone 123 (Yellow)
- Internally illuminated

- Graphics:** N/A
- Mounting:** Wall / Soffit Mounted
- Illuminations:** Internal
- Remarks:**
- Dynamic messages will vary per Owner's request
 - Soffit Mount:
 - Soffit at decision point
 - Maintain 7' - 11" A.F.F

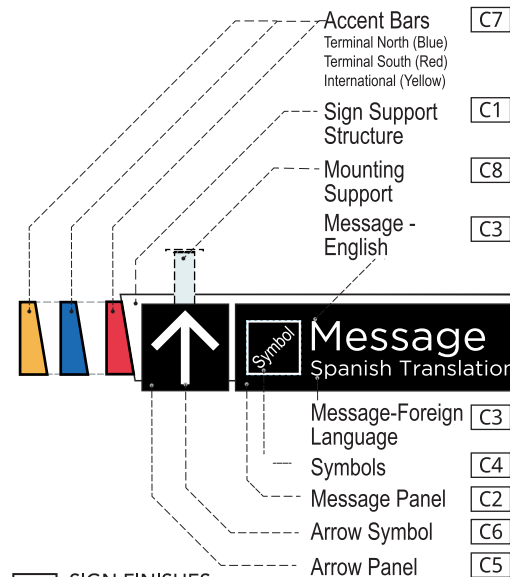
- Notes:**
1. Signs with directional messages to Terminal South will utilize "red" accent bar (Pantone 1795) only.
 2. Signs with directional messages to Terminal North will utilize "blue" accent bar (Pantone 2935) only.
 3. Signs with messages for International Terminal will utilize "yellow" accent bar (Pantone 123) only.
 4. Colors are not interchangeable, and cannot be substituted.

2.0 SIGN TYPE TERMINALS

#	REVISION	DATE
1	Updated	2/18/16
2	Updated	3/11/16
3	Updated	4/30/16
4	Updated	08/04/17




5 SIGN FINISHES - END VIEW
SCALE: NTS

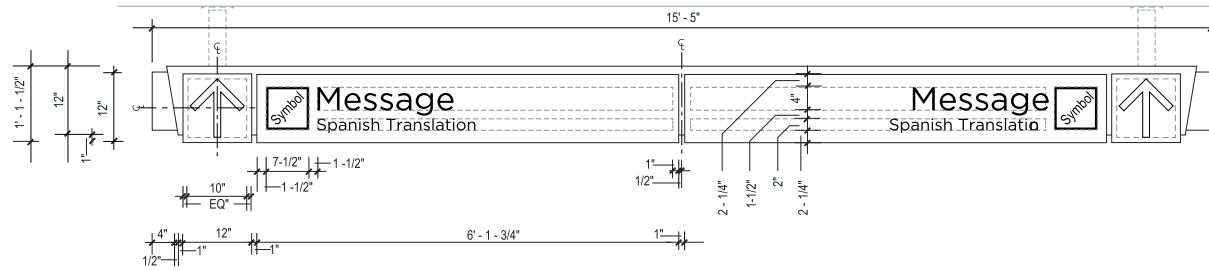


6 SIGN FINISHES
SCALE: NTS

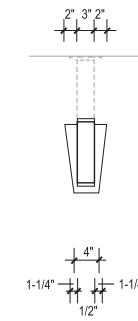
2.4 Sign Type Layouts



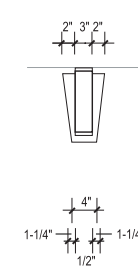
1 TOP VIEW
SCALE: 1/2" = 1' - 0"



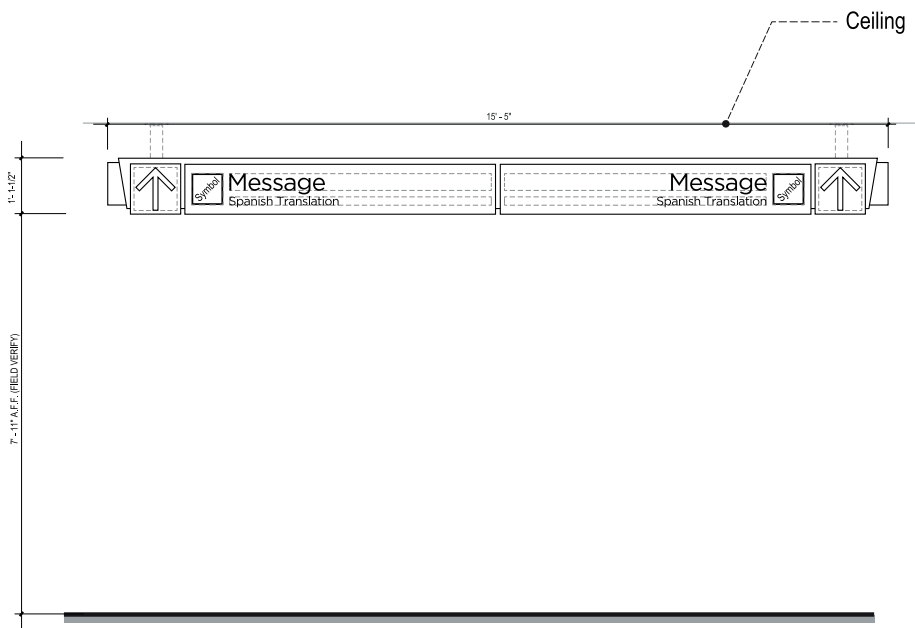
2 FACE LAYOUT
SCALE: 1/2" = 1' - 0"



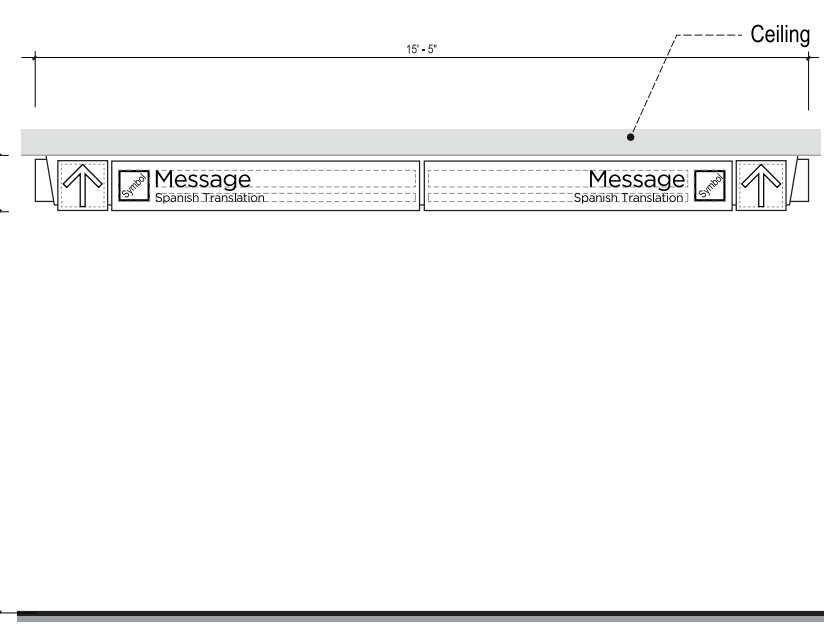
3 SIDE VIEW - CEILING SUSPENDED
SCALE: 1/2" = 1' - 0"



4 SIDE VIEW - CEILING MOUNTED
SCALE: 1/2" = 1' - 0"



7 ELEVATION - CEILING SUSPENDED
SCALE: 1/2" = 1' - 0"



8 ELEVATION - CEILING MOUNTED
SCALE: 1/2" = 1' - 0"

Directional ST-108

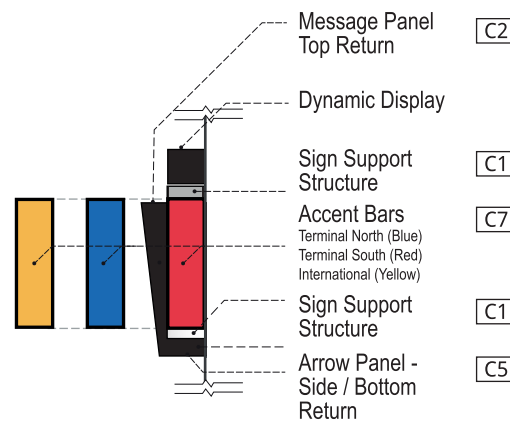
- Descriptions:** Primary Directional - 2 Directionals / 1 Levels of messaging / 2 sided.
- Dimensions:** 1'- 1" High x 15' - 5" Wide x 7" Depth
- Location:** Terminal. Level 1 baggage claim area - perpendicular to the main pedestrian traffic flow.
- Material:** Seamless fabricated aluminum sign panel with removable message and arrow panels.
- Lettering:** 1. English - Gotham Book - 4" Cap height
2. Spanish - Gotham Book - 2" Cap height
- Symbology:** Refer to Section 1- Graphics Standards
- Colors:**
 - C1** • Sign Support Structure - Seamless fabricated .040 thick satin brushed aluminum
 - C2** • Message Panel - .25" seamless fabricated White acrylic (Sign Grade Translucent Polycarbonate) overlaid with opaque Black vinyl - Internally illuminated
 - C3** • Messages - English and Foreign Language - Internally illuminated (White)
 - C4** • Symbols - Internally illuminated (White)
 - C5** • Arrow Panels - .25" seamless fabricated White acrylic (Sign Grade Translucent Polycarbonate) overlaid with opaque Black vinyl - Internally illuminated
 - C6** • Arrow Symbol - Internally illuminated (White)
 - C7** • Accent Bars - .125" thick seamless bent acrylic. - Internally illuminated. - Accent Bar colors: Terminal North - Pantone 2935 (Blue) Terminal South - Pantone 1795 (Red) International Terminal - Pantone 123 (Yellow) - Internally illuminated
 - C8** • Mounting Support - Satin brushed square extruded aluminum tube
- Graphics:** N/A
- Mounting:** Ceiling mounted / suspended
- Illuminations:** Internal
- Remarks:**

Notes:

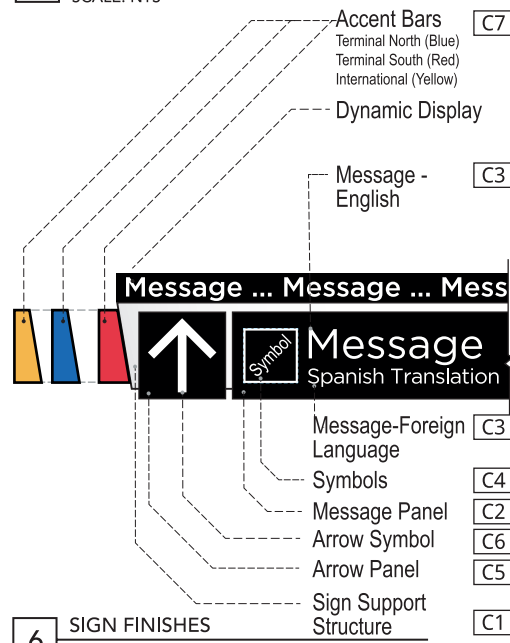
1. Signs with directional messages to Terminal South will utilize "red" accent bar (Pantone 1795) only.
2. Signs with directional messages to Terminal North will utilize "blue" accent bar (Pantone 2935) only.
3. Signs with messages for International Terminal will utilize "yellow" accent bar (Pantone 123) only.
4. Colors are not interchangeable, and cannot be substituted.

2.0 SIGN TYPE TERMINALS

#	REVISION	DATE
1	Updated	2/18/16
2	Updated	3/11/16
3	Updated	4/30/16
4	Updated	08/04/17

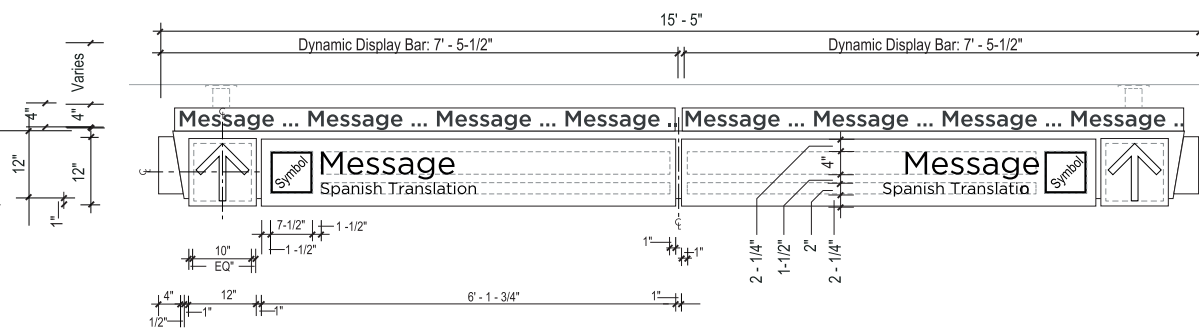
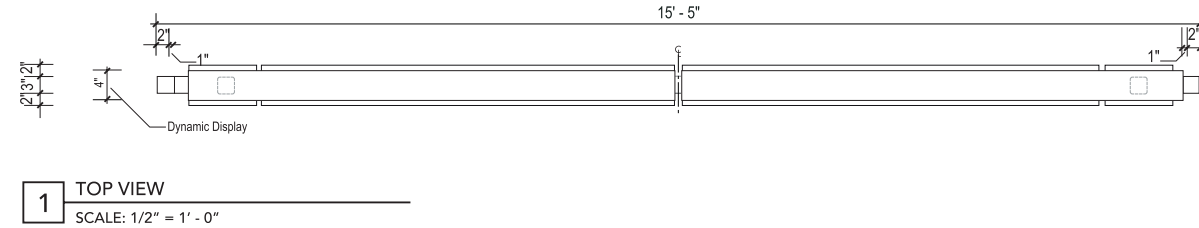


5 SIGN FINISHES - END VIEW
SCALE: NTS

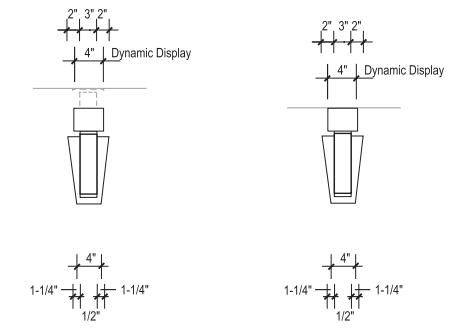


6 SIGN FINISHES
SCALE: NTS

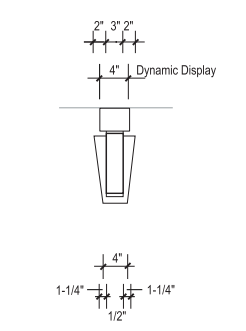
2.4 Sign Type Layouts



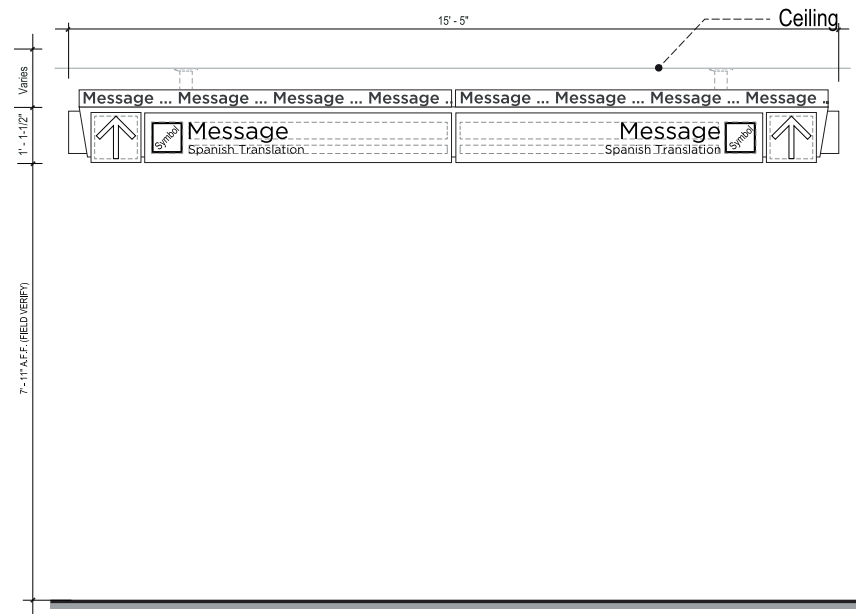
2 FACE LAYOUT
SCALE: 1/2" = 1' - 0"



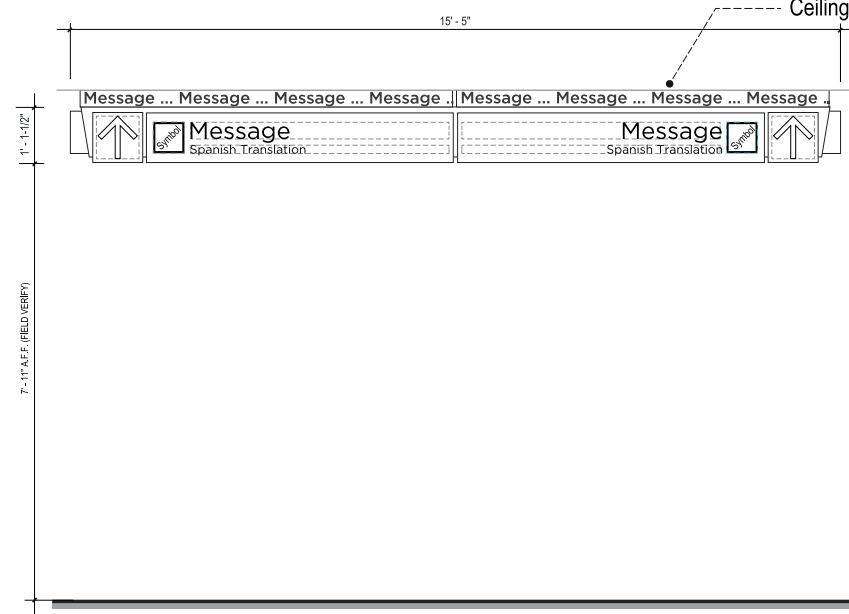
3 SIDE VIEW - CEILING SUSPENDED
SCALE: 1/2" = 1' - 0"



4 SIDE VIEW - CEILING MOUNTED
SCALE: 1/2" = 1' - 0"



7 ELEVATION - CEILING SUSPENDED
SCALE: 1/2" = 1' - 0"



8 ELEVATION - CEILING MOUNTED
SCALE: 1/2" = 1' - 0"

Sign Types - Terminals 2.0

Directional ST-110

Descriptions: Primary Directional - 2 Directionals / 1 Levels of messaging / 2 sided.

Dimensions: 1'- 1" High x 15'- 5" Wide x 7" Depth
Dynamic Display Bar: 4" H x 7'- 5-1/2"W x 3" D

Location: Terminal. Level 1 baggage claim area - perpendicular to the main pedestrian traffic flow.

Material: Seamless fabricated aluminum sign panel with removable message and arrow panels.

Lettering:
1. English - Gotham Book - 4" Cap height
2. Spanish - Gotham Book - 2" Cap height

Symbology: Refer to Section 1- Graphics Standards

Colors:

- C1** • Sign Support Structure - Seamless fabricated .040 thick satin brushed aluminum
- C2** • Message Panel - .25" seamless fabricated White acrylic (Sign Grade Translucent Polycarbonate) overlaid with opaque Black vinyl - Internally illuminated
- C3** • Messages - English and Foreign Language - Internally illuminated (White)
- C4** • Symbols - Internally illuminated (White)
- C5** • Arrow Panels - .25" seamless fabricated White acrylic (Sign Grade Translucent Polycarbonate) overlaid with opaque Black vinyl - Internally illuminated
- C6** • Arrow Symbol - Internally illuminated (White)
- C7** • Accent Bars - .125" thick seamless bent acrylic. Internally illuminated. - Accent Bar colors: Terminal North - Pantone 2935 (Blue) Terminal South - Pantone 1795 (Red) International Terminal - Pantone 123 (Yellow) - Internally illuminated

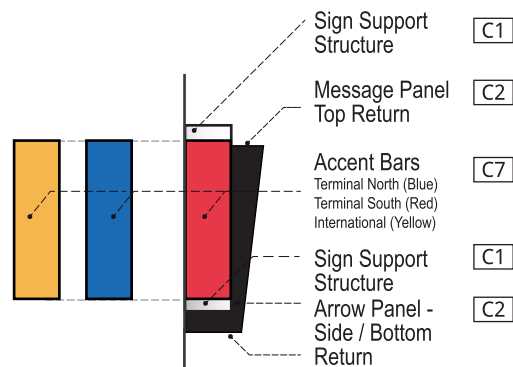
Graphics: N/A
Mounting: Ceiling mounted / suspended
Illuminations: Internal
Remarks: N/A

Notes:

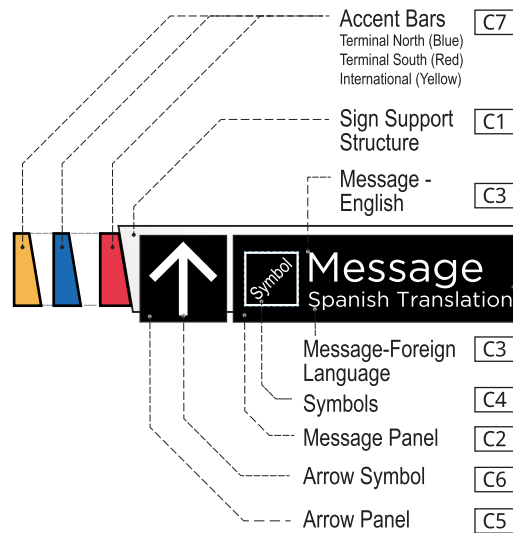
- Signs with directional messages to Terminal South will utilize "red" accent bar (Pantone 1795) only.
- Signs with directional messages to Terminal North will utilize "blue" accent bar (Pantone 2935) only.
- Signs with messages for International Terminal will utilize "yellow" accent bar (Pantone 123) only.
- Colors are not interchangeable, and cannot be substituted.

2.0 SIGN TYPE TERMINALS

#	REVISION	DATE
1	Updated	2/18/16
2	Updated	3/11/16
3	Updated	4/30/16
4	Updated	08/04/17

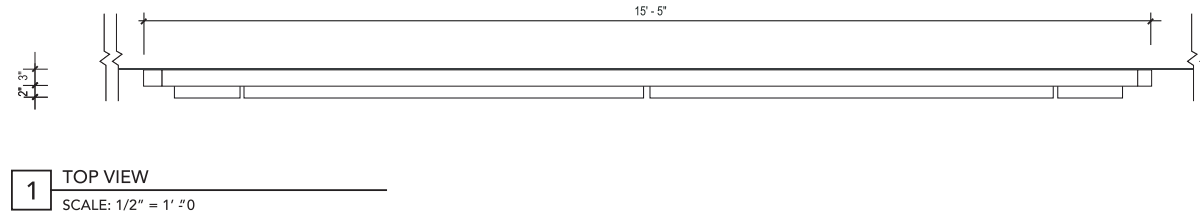


5 SIGN FINISHES - END VIEW
SCALE: NTS

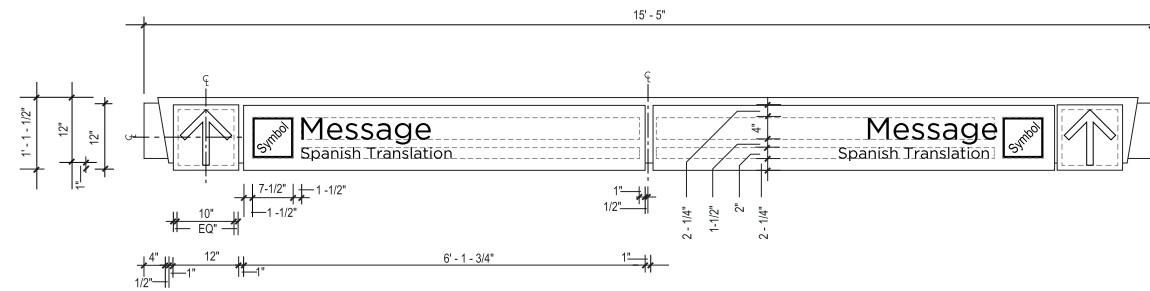


6 SIGN FINISHES
SCALE: NTS

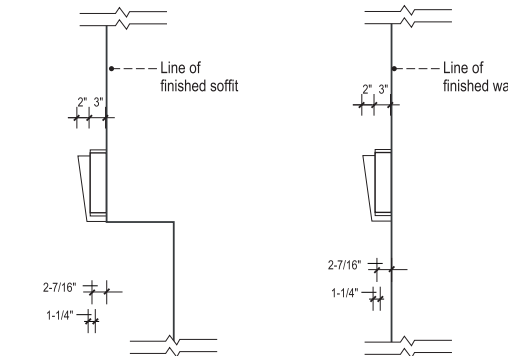
2.4 Sign Type Layouts



1 TOP VIEW
SCALE: 1/2" = 1' - 0"

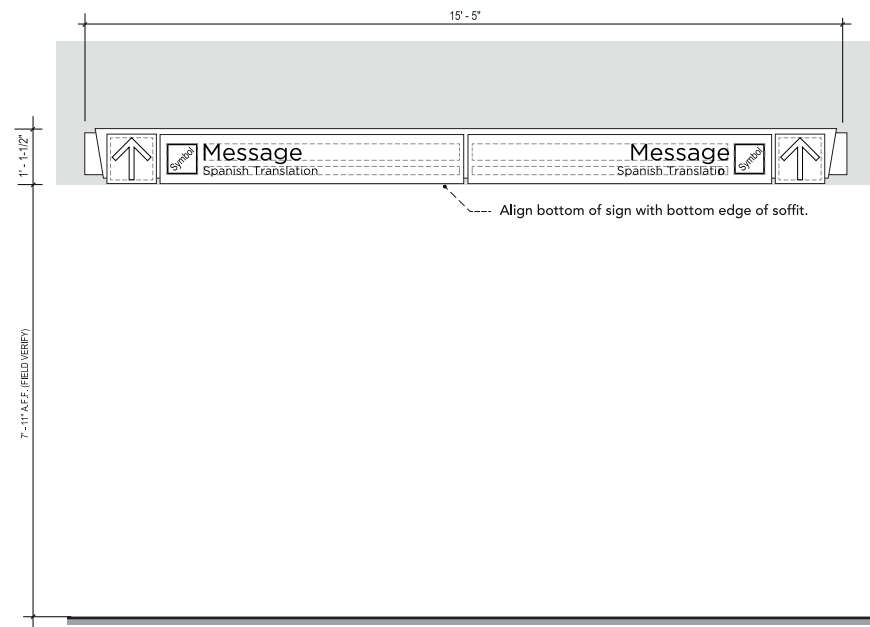


2 FRONT VIEW
SCALE: 1/2" = 1' - 0"

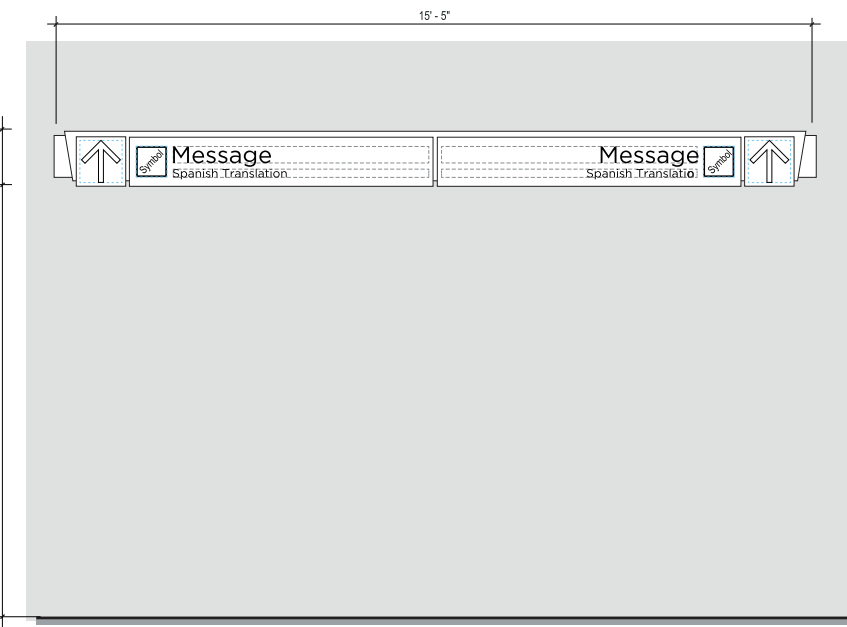


3 SIDE VIEW - WALL
SCALE: 1/2" = 1' - 0"

4 SIDE VIEW - SOFFIT
SCALE: 1/2" = 1' - 0"



7 ELEVATION - SOFFIT
SCALE: 1/2" = 1' - 0"



8 ELEVATION - WALL
SCALE: 1/2" = 1' - 0"

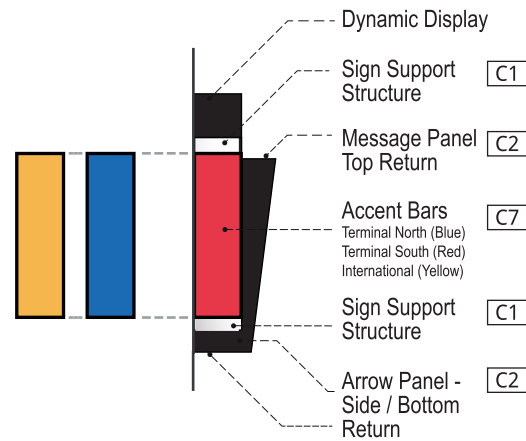
Directional ST-112

- Descriptions:** Primary Directional - (Dynamic)
2 Directionals / 1 Levels of messaging / 2 sided.
- Dimensions:** 1'- 5" High x 15' - 5" Wide x 7" Depth
- Location:** Terminal. Level 1 circulation corridor - perpendicular to the main pedestrian traffic flow.
- Material:** Seamless fabricated aluminum sign panel with removable message and arrow panels.
- Lettering:** 1. English - Gotham Book - 4" Cap height
2. Spanish - Gotham Book - 2" Cap height
ZZ
- Symbology:** Refer to Section 1- Graphics Standards
- Colors:**
- [C1] • Sign Support Structure
 - Seamless fabricated .040 thick satin brushed aluminum
 - [C2] • Message Panel
 - .25" seamless fabricated White acrylic (Sign Grade Translucent Polycarbonate) overlaid with opaque Black vinyl
 - Internally illuminated
 - [C3] • Messages - English and Foreign Language
 - Internally illuminated (White)
 - [C4] • Symbols
 - Internally illuminated (White)
 - [C5] • Arrow Panels
 - .25" seamless fabricated White acrylic (Sign Grade Translucent Polycarbonate) overlaid with opaque Black vinyl
 - Internally illuminated
 - [C6] • Arrow Symbol
 - Internally illuminated (White)
 - [C7] • Accent Bars
 - .125" thick seamless bent acrylic.
 - Internally illuminated.
 - Accent Bar colors:
 - Terminal North - Pantone 2935 (Blue)
 - Terminal South - Pantone 1795 (Red)
 - International Terminal - Pantone 123 (Yellow)
 - Internally illuminated
 - [C8] • Mounting Support
 - Satin brushed square extruded aluminum tube
- Graphics:** N/A
- Mounting:** Wall / Soffit Mounted
- Illuminations:** Internal
- Remarks:** Soffit Mount:
- Soffit at decision point
- Maintain 7' - 11" A.F.F

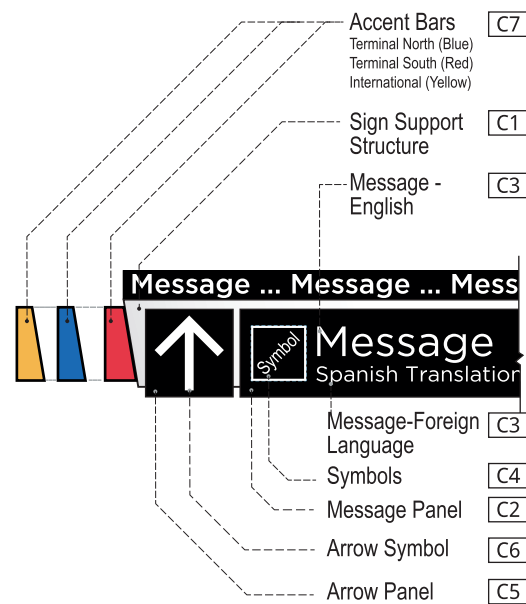
- Notes:**
1. Signs with directional messages to Terminal South will utilize "red" accent bar (Pantone 1795) only.
 2. Signs with directional messages to Terminal North will utilize "blue" accent bar (Pantone 2935) only.
 3. Signs with messages for International Terminal will utilize "yellow" accent bar (Pantone 123) only.
 4. Colors are not interchangeable, and cannot be substituted.

2.0 SIGN TYPE TERMINALS

#	REVISION	DATE
1	Updated	2/18/16
2	Updated	3/11/16
3	Updated	4/30/16
4	Updated	08/04/17

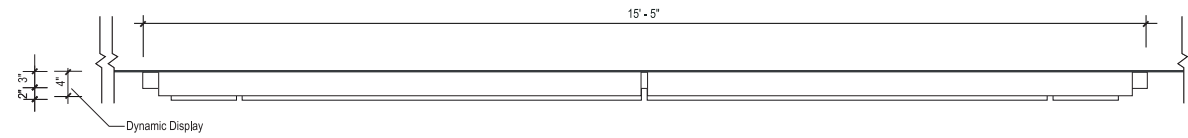


5 SIGN FINISHES - END VIEW
SCALE: NTS

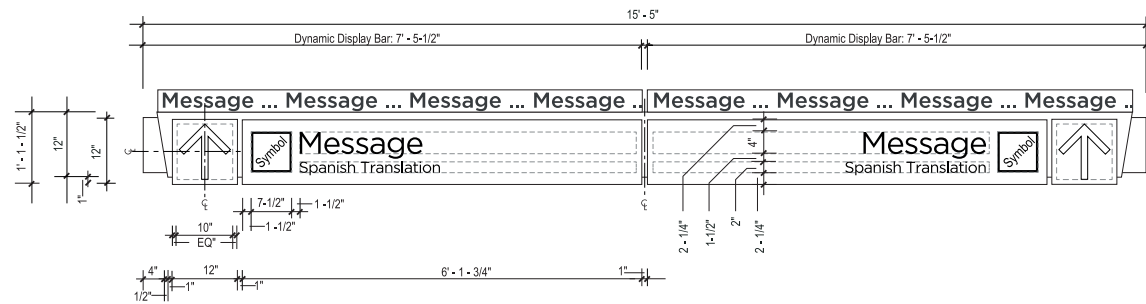


6 SIGN FINISHES
SCALE: NTS

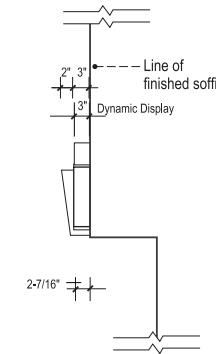
2.4 Sign Type Layouts



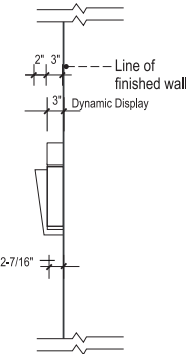
1 TOP VIEW
SCALE: 1/2" = 1' - 0"



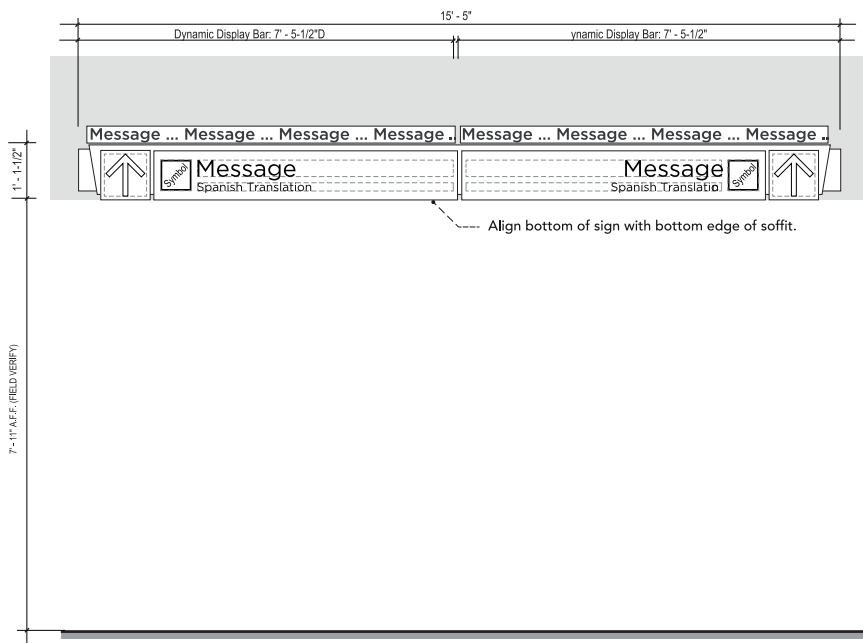
2 FRONT VIEW
SCALE: 1/2" = 1' - 0"



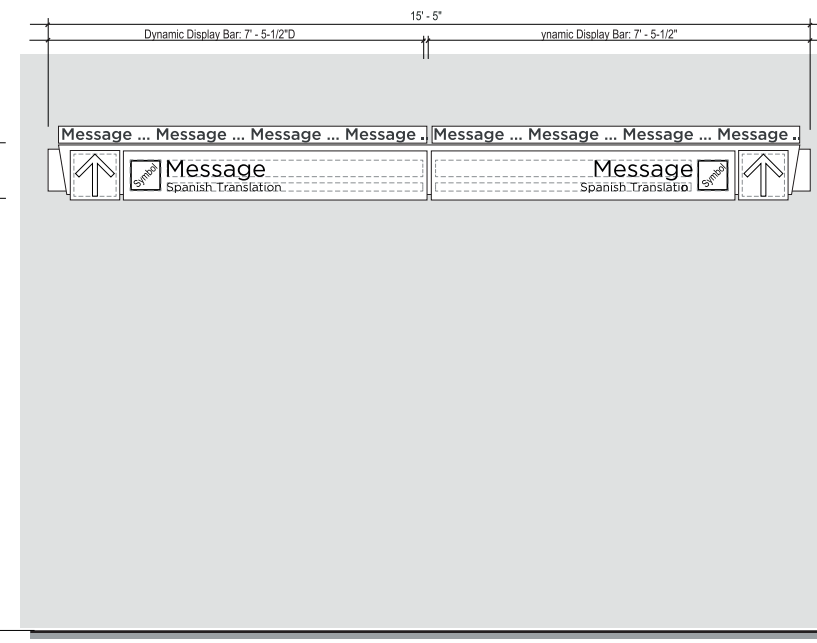
3 SIDE VIEW - SOFFIT
SCALE: 1/2" = 1' - 0"



4 SIDE VIEW - WALL
SCALE: 1/2" = 1' - 0"



7 ELEVATION - SOFFIT
SCALE: 1/2" = 1' - 0"



8 ELEVATION - WALL
SCALE: 1/2" = 1' - 0"

Directional ST-114

Descriptions: Primary Directional - (Dynamic)
2 Directionals / 1 Levels of messaging / 2 sided.

Dimensions: 1'- 5-1/2" High x 15' - 5" Wide x 7" Depth
Dynamic Display Bar: 4" H x 7'- 5-1/2"W x 3" D

Location: Terminal. Level 1 circulation corridor - perpendicular to the main pedestrian traffic flow.

Material: Seamless fabricated aluminum sign panel with removable message and arrow panels.

Lettering: 1. English - Gotham Book - 4" Cap height
2. Spanish - Gotham Book - 2" Cap height

Symbology: Refer to Section 1- Graphics Standards

- Colors:**
- [C1] • Sign Support Structure
 - Seamless fabricated .040 thick satin brushed aluminum
 - [C2] • Message Panel
 - .25" seamless fabricated White acrylic (Sign Grade Translucent Polycarbonate) overlaid with opaque Black vinyl
 - Internally illuminated
 - [C3] • Messages - English and Foreign Language
 - Internally illuminated (White)
 - [C4] • Symbols
 - Internally illuminated (White)
 - [C5] • Arrow Panels
 - .25" seamless fabricated White acrylic (Sign Grade Translucent Polycarbonate) overlaid with opaque Black vinyl
 - Internally illuminated
 - [C6] • Arrow Symbol
 - Internally illuminated (White)
 - [C7] • Accent Bars
 - .125" thick seamless bent acrylic.
 - Internally illuminated.
 - Accent Bar colors:
 - Terminal North - Pantone 2935 (Blue)
 - Terminal South - Pantone 1795 (Red)
 - International Terminal - Pantone 123 (Yellow)
 - Internally illuminated

Graphics: N/A
Mounting: Wall / Soffit Mounted
Illuminations: Internal
Remarks:

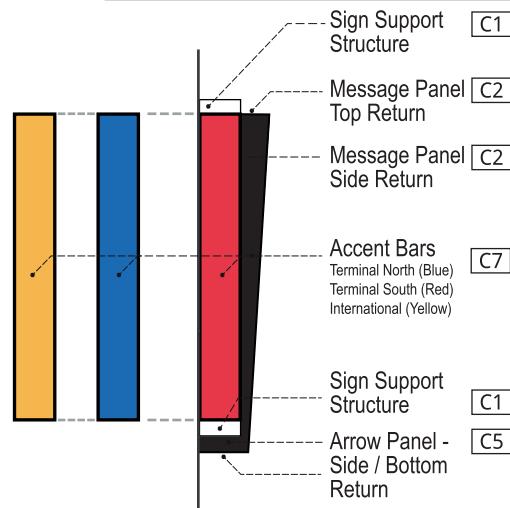
- Dynamic messages will vary per Owner's request
- Soffit Mount:
- Soffit at decision point
- Maintain 7' - 11" A.F.F

Notes:

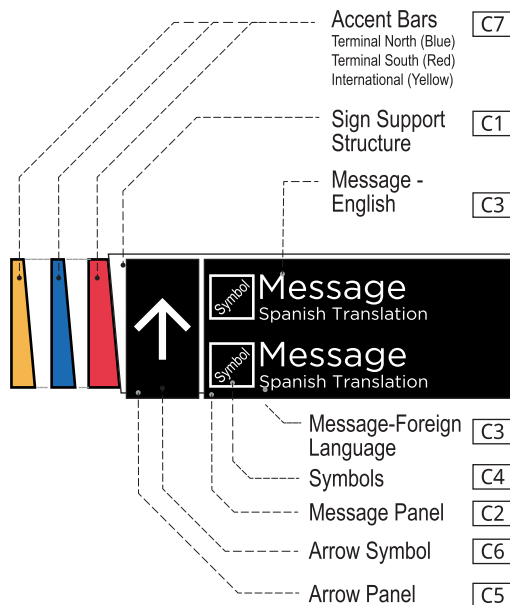
1. Signs with directional messages to Terminal South will utilize "red" accent bar (Pantone 1795) only.
2. Signs with directional messages to Terminal North will utilize "blue" accent bar (Pantone 2935) only.
3. Signs with messages for International Terminal will utilize "yellow" accent bar (Pantone 123) only.
4. Colors are not interchangeable, and cannot be substituted.

2.0 SIGN TYPE TERMINALS

REVISION	DATE
1 Updated	2/18/16
2 Updated	3/11/16
3 Updated	4/30/16
4 Updated	08/04/17
5 Updated	1/03/23




5 SIGN FINISHES - END VIEW
SCALE: NTS

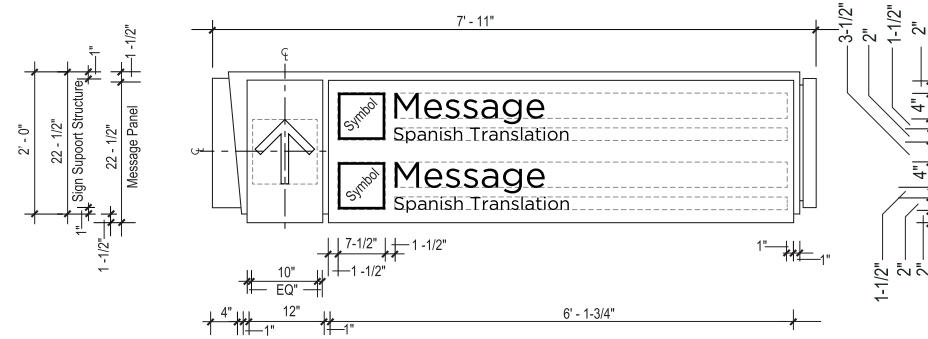


6 SIGN FINISHES
SCALE: NTS

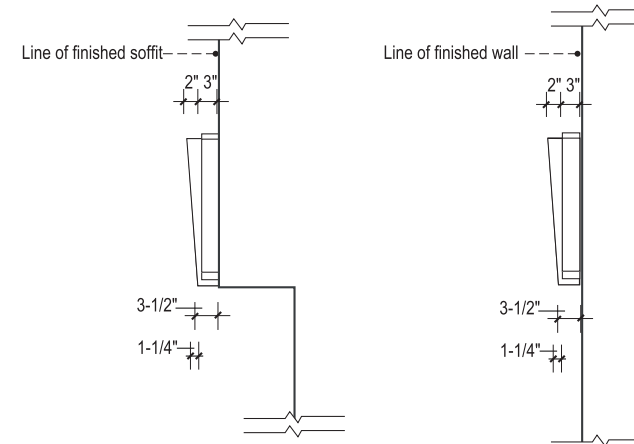
2.4 Sign Type Layouts



1 TOP VIEW
SCALE: 1/2" = 1' - 0"




2 FRONT VIEW
SCALE: 1/2" = 1' - 0"

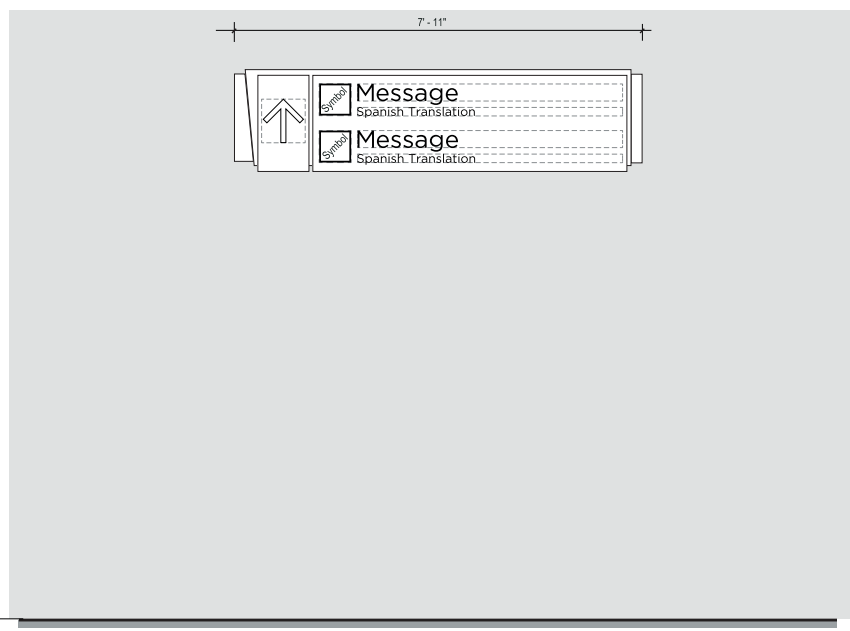


3 SIDE VIEW - SOFFIT
SCALE: 1/2" = 1' - 0"

4 SIDE VIEW - WALL
SCALE: 1/2" = 1' - 0"



7 ELEVATION - SOFFIT
SCALE: 1/2" = 1' - 0"



8 ELEVATION - WALL
SCALE: 1/2" = 1' - 0"

Directional ST-116

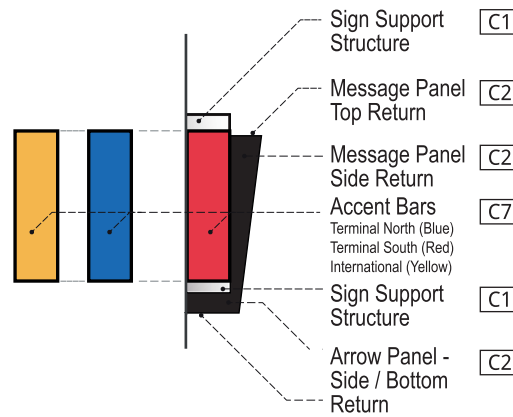
- Descriptions:** Primary Directional - 2 Directionals / 2 Levels of messaging / 1 sided.
- Dimensions:** 2'- 0" High x 7' - 11" Wide x 5" Depth
- Location:** Terminal. Level 1 circulation corridor - perpendicular to the main pedestrian traffic flow.
- Material:** Seamless fabricated aluminum sign panel with removable message and arrow panels.
- Lettering:** 1. English - Gotham Book - 4" Cap height
2. Spanish - Gotham Book - 2" Cap height
- Symbology:** Refer to Section 1- Graphics Standards
- Colors:**
- C1** • Sign Support Structure - Seamless fabricated .040 thick satin brushed aluminum
 - C2** • Message Panel - .25" seamless fabricated White acrylic (Sign Grade Translucent Polycarbonate) overlaid with opaque Black vinyl - Internally illuminated
 - C3** • Messages - English - Foreign Language - Internally illuminated (White)
 - C4** • Symbols - Internally illuminated (White)
 - C5** • Arrow Panels - .25" seamless fabricated White acrylic (Sign Grade Translucent Polycarbonate) overlaid with opaque Black vinyl - Internally illuminated
 - C6** • Arrow Symbol - Internally illuminated (White)
 - C7** • Accent Bars - .125" thick seamless bent acrylic. - Internally illuminated. - Accent Bar colors: Terminal North - Pantone 2935 (Blue) Terminal South - Pantone 1795 (Red) International Terminal - Pantone 123 (Yellow) - Internally illuminated
- Graphics:** N/A
- Mounting:** Wall / Soffit Mounted
- Illuminations:** Internal
- Remarks:** Soffit Mount:
- Soffit at decision point
- Maintain 7' - 11" A.F.F.

Notes:

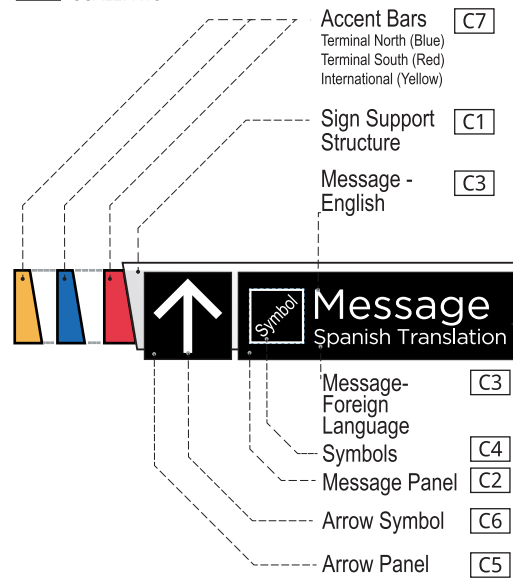
1. Signs with directional messages to Terminal South will utilize "red" accent bar (Pantone 1795) only.
2. Signs with directional messages to Terminal North will utilize "blue" accent bar (Pantone 2935) only.
3. Signs with messages for International Terminal will utilize "yellow" accent bar (Pantone 123) only.
4. Colors are not interchangeable, and cannot be substituted.

2.0 SIGN TYPE TERMINALS

REVISION	DATE
1 Updated	2/18/16
2 Updated	3/11/16
3 Updated	4/30/16
4 Updated	08/04/17
5 Updated	1/03/23

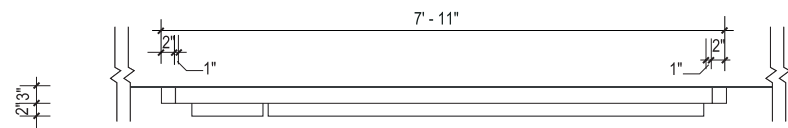


5 SIGN FINISHES - END VIEW
SCALE: NTS

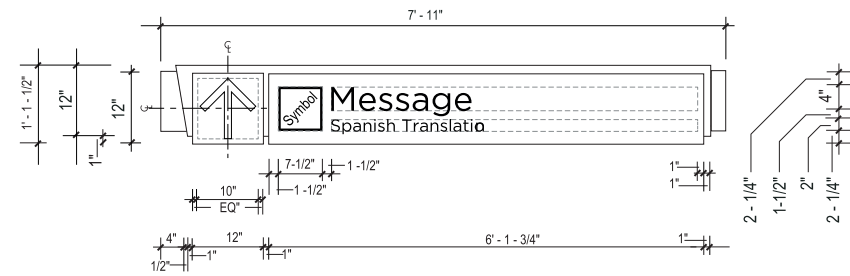


6 SIGN FINISHES
SCALE: NTS

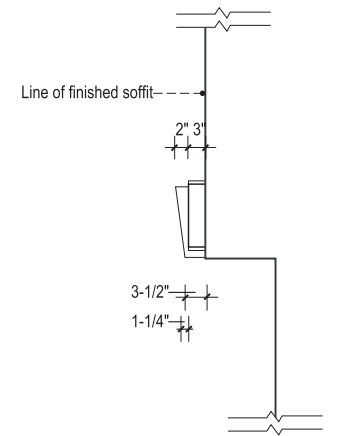
2.4 Sign Type Layouts



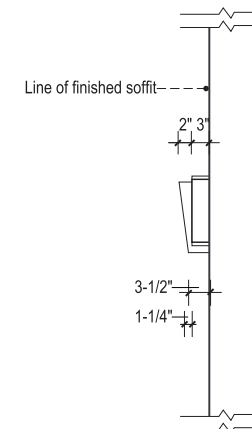
1 TOP VIEW
SCALE: 1/2" = 1'-0"



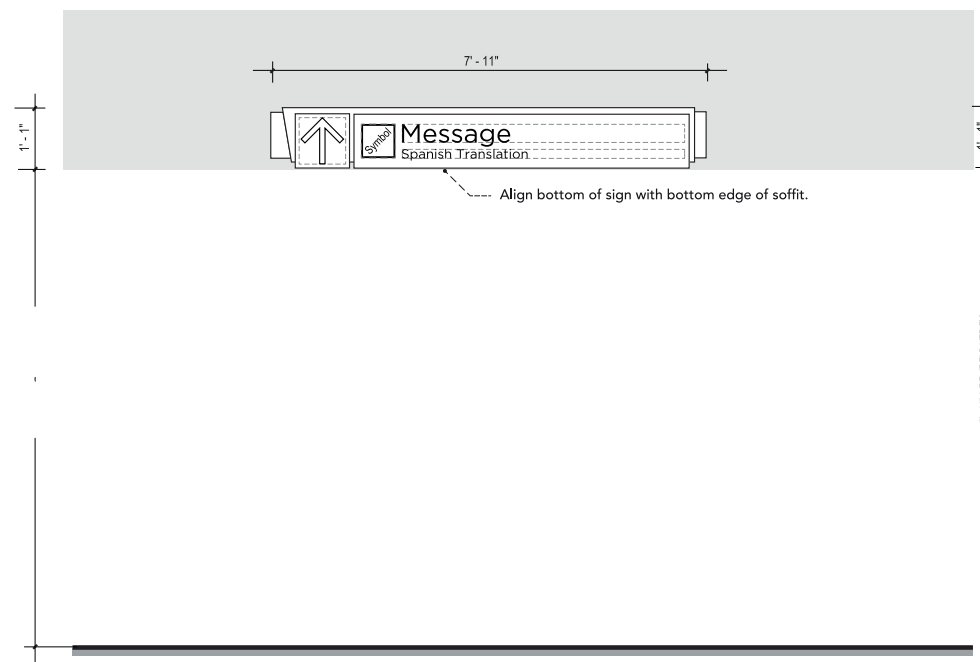
2 FACE LAYOUT
SCALE: 1/2" = 1'-0"



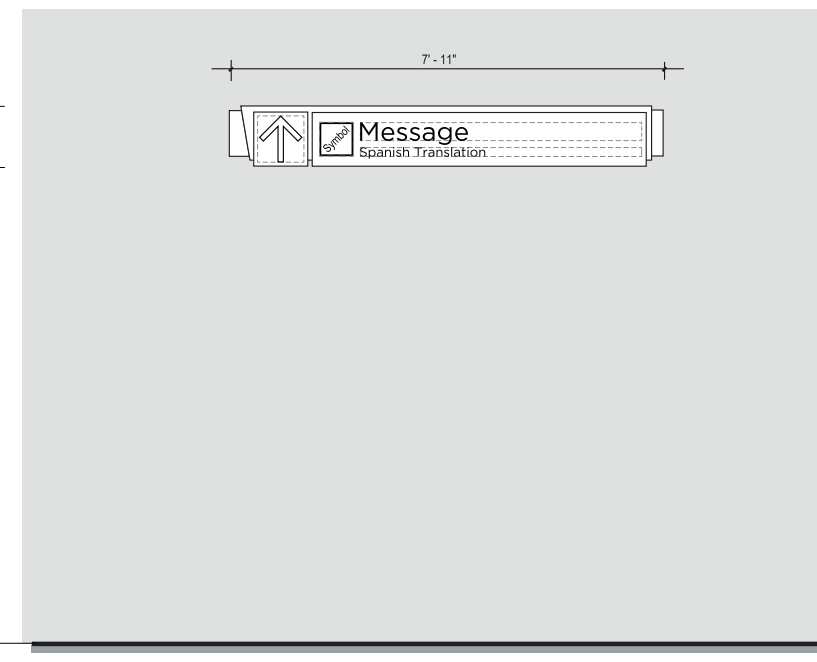
3 SIDE VIEW - SOFFIT
SCALE: 1/2" = 1'-0"



4 SIDE VIEW - WALL
SCALE: 1/2" = 1'-0"



7 ELEVATION - SOFFIT
SCALE: 1/2" = 1'-0"



8 ELEVATION - WALL
SCALE: 1/2" = 1'-0"

Directional ST-118

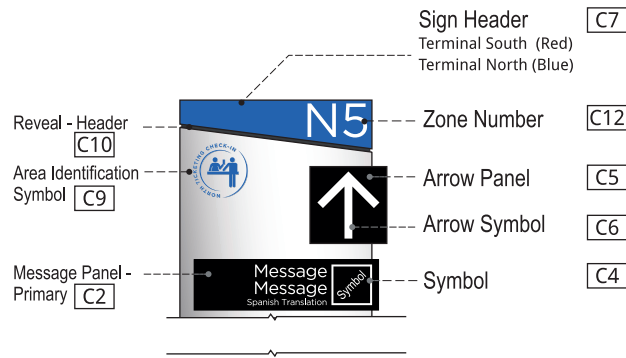
- Descriptions:** Primary Directional - 1 Directionals / 1 Levels of messaging / 1 sided.
- Dimensions:** 1'- 1" High x 7' - 11" Wide x 5" Depth
- Location:** Terminal. Level 1 baggage claim area - perpendicular to the main pedestrian traffic flow.
- Material:** Seamless fabricated aluminum sign panel with removable message and arrow panels.
- Lettering:** 1. English - Gotham Book - 4" Cap height
2. Spanish - Gotham Book - 2" Cap height
- Symbology:** Refer to Section 1- Graphics Standards
- Colors:**
- C1** • Sign Support Structure - Seamless fabricated .040 thick satin brushed aluminum
 - C2** • Message Panel - .25" seamless fabricated White acrylic (Sign Grade Translucent Polycarbonate) overlaid with opaque Black vinyl - Internally illuminated
 - C3** • Messages - English and Foreign Language - Internally illuminated (White)
 - C4** • Symbols - Internally illuminated (White)
 - C5** • Arrow Panels - .25" seamless fabricated White acrylic (Sign Grade Translucent Polycarbonate) overlaid with opaque Black vinyl - Internally illuminated
 - C6** • Arrow Symbol - Internally illuminated (White)
 - C7** • Accent Bars - .125" thick seamless bent acrylic. - Internally illuminated. - Accent Bar colors: Terminal North - Pantone 2935 (Blue) Terminal South - Pantone 1795 (Red) International Terminal - Pantone 123 (Yellow) - Internally illuminated
- Graphics:** N/A
- Mounting:** Wall / Soffit Mounted
- Illuminations:** Internal
- Remarks:** Soffit Mount:
- Soffit at decision point
- Maintain 7' - 11" A.F.F

Notes:

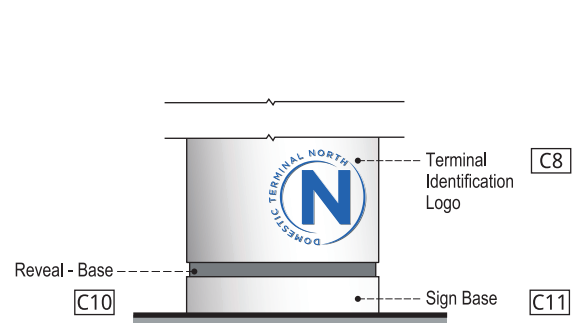
1. Signs with directional messages to Terminal South will utilize "red" accent bar (Pantone 1795) only.
2. Signs with directional messages to Terminal North will utilize "blue" accent bar (Pantone 2935) only.
3. Signs with messages for International Terminal will utilize "yellow" accent bar (Pantone 123) only.
4. Colors are not interchangeable, and cannot be substituted.

2.0 SIGN TYPE TERMINALS

REVISION	DATE
1 Updated	2/18/16
2 Updated	3/11/16
3 Updated	4/30/16
4 Updated	08/04/17

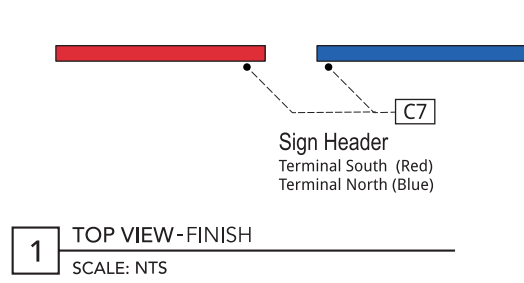


2 SIGN FINISHES
SCALE: NTS

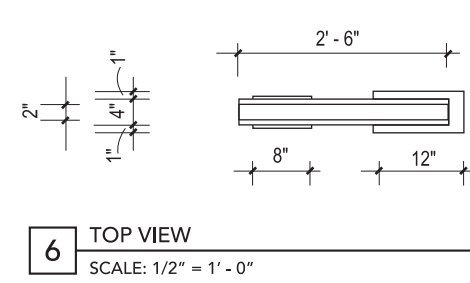


3 SIGN FINISHES - ICON
SCALE: NTS

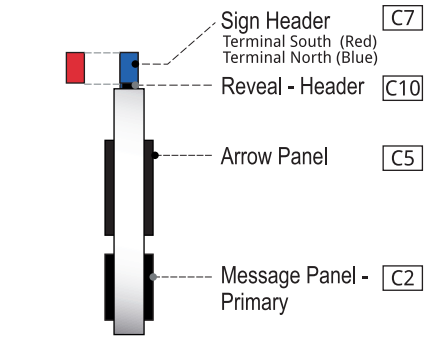
2.4 Sign Type Layouts



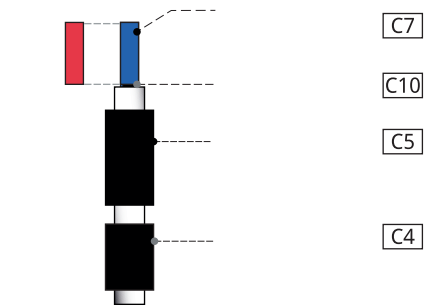
1 TOP VIEW - FINISH
SCALE: NTS



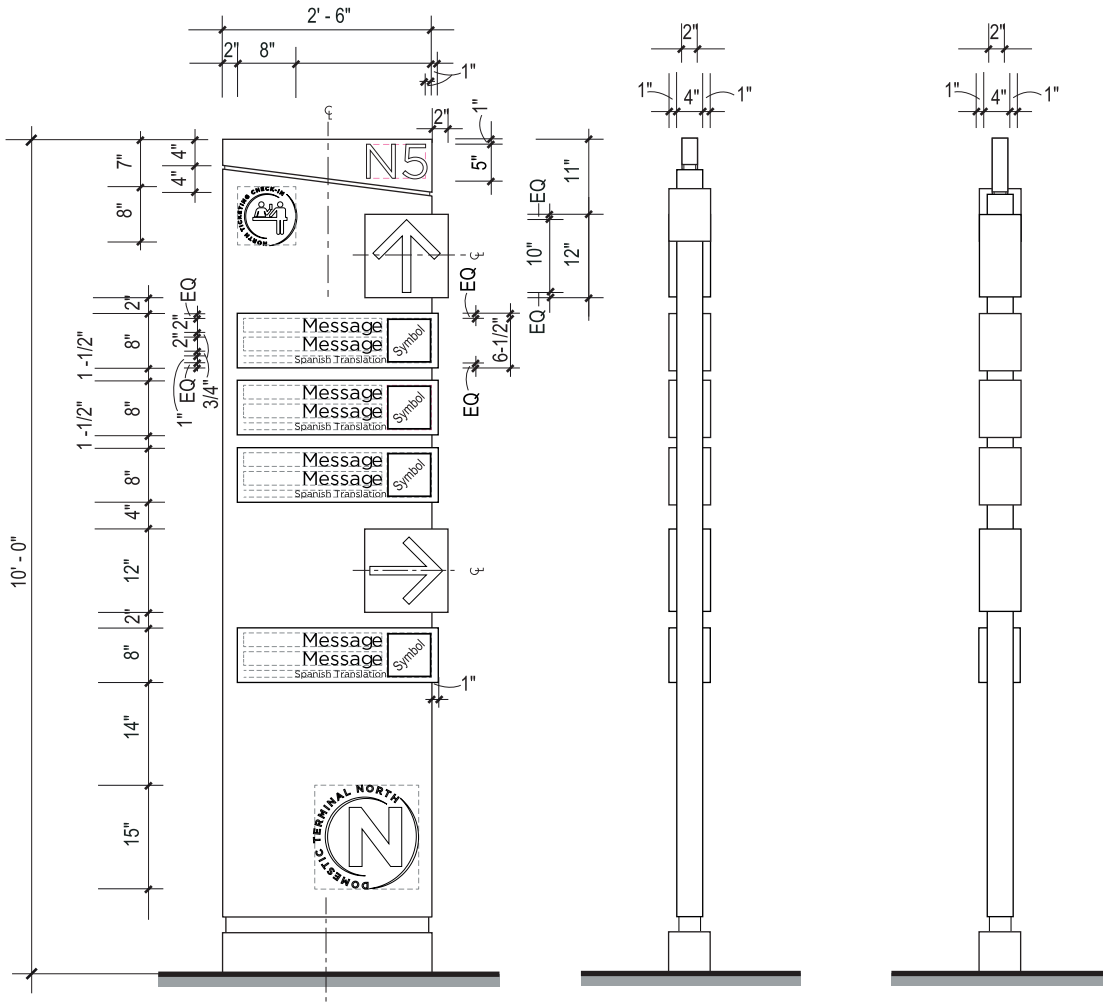
6 TOP VIEW
SCALE: 1/2" = 1' - 0"



4 SIGN FINISHES - SIDE VIEW 1
SCALE: NTS



5 SIGN FINISHES - SIDE VIEW 2
SCALE: NTS



7 FACE LAYOUT
SCALE: 1/2" = 1' - 0"

Notes:
 1. Signs with directional messages to Terminal South will utilize "red" accent bar (Pantone 1795) only.
 2. Signs with directional messages to Terminal North will utilize "blue" accent bar (Pantone 2935) only.
 3. Signs with messages for International Terminal will utilize "yellow" accent bar (Pantone 123) only.
 4. Colors are not interchangeable, and cannot be substituted.

8 SIDE VIEW 1
SCALE: 1/2" = 1' - 0"

9 SIDE VIEW 2
SCALE: 1/2" = 1' - 0"

Colors con't.:
C11• Sign Base
 - Satin brushed aluminum
C12• Zone Numbers
 - Dimensional numbers
 - Internally illuminated (White)

Colors con't.:
 North Terminal - Pantone 2935 (Blue) mounted onto 1/16" thick x 15" dia. brushed aluminum disc.
 - All returns to have painted finish to match sign face
 - Non illuminated
C10• Reveal - Header and Base
 - Satin brushed aluminum

Directional ST-120

Descriptions: Primary Directional- Freestanding.
 2 Directionals / 4 Levels of messaging / 2 sided.

Dimensions: 10'- 0" High x 2' - 6" Wide x 4" Depth

Location: Terminals. Primary circulation corridors at Ticketing / Check-Ins and Baggage Claim area - perpendicular to the main pedestrian traffic flow.

Material: Seamless fabricated aluminum sign panel with removable message and arrow panels.

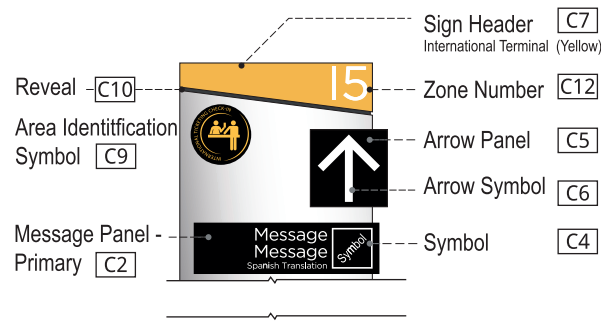
Lettering:
 1. English - Gotham Book - 1-1/2" Cap height
 2. Spanish - Gotham Book - 3/4" Cap height

Symbology: Refer to Section 1- Graphics Standards

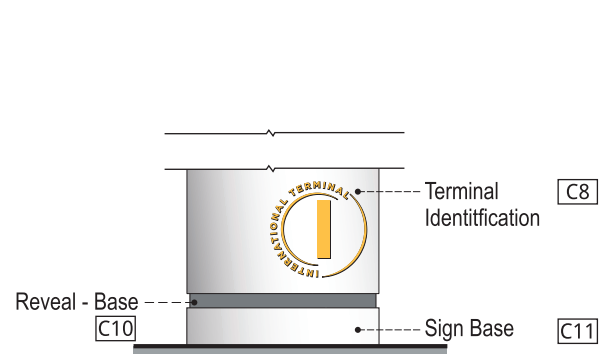
Colors:
C1• Sign Support Structure
 - Seamless fabricated .040 thick satin brushed aluminum
C2• Message Panels - Primary and Secondary
 - .125" thick seamless fabricated clear acrylic overlaid with opaque Black vinyl - Internally illuminated
C3• Messages - English and Foreign Language
 - Internally illuminated (White)
C4• Symbols
 - Internally illuminated (White)
C5• Arrow Panels
 - .125" thick seamless fabricated clear acrylic overlaid with opaque Black vinyl - Internally illuminated
C6• Arrow Symbol
 - Internally illuminated (White)
C7• Sign Header
 - .125" thick seamless fabricated clear acrylic overlaid with vinyls corresponding to assigned accent colors for:
 Terminal North - Pantone 2935 (Blue)
 Terminal South - Pantone 1795 (Red)
 International Terminal - Pantone 123 (Yellow)
 - Internally illuminated
C8• Refer to Section 1- Graphics Standards Terminal Identification Logo
 - 1/8" Thick machine cut dimensional acrylic letters, painted with assigned accent colors for:
 Terminal North - Pantone 2935 (Blue)
 Terminal South - Pantone 1795 (Red)
 International Terminal - Pantone 123 (Yellow)
 mounted onto 1/16" thick x 15" dia. brushed aluminum disc.
 - All returns to have painted finish to match sign face
 - Internally illuminated
C9• Refer to Section 1- Graphics Standards Area Identification Symbol
 - 1/8" Thick machine cut dimensional acrylic letters, painted with assigned accent colors for:
 North Terminal - Pantone 2935 (Blue)
 South Terminal - Pantone 1795 (Red)

2.0 SIGN TYPE TERMINALS

REVISION	DATE
1 Updated	2/18/16
2 Updated	3/11/16
3 Updated	4/30/16
4 Updated	08/04/17



2 SIGN FINISHES
SCALE: NTS

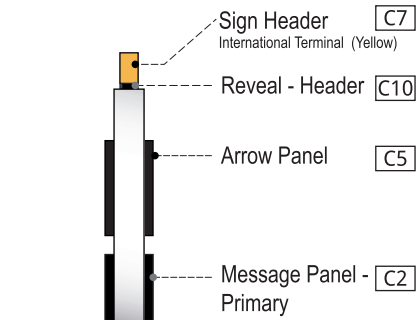


3 SIGN FINISHES - ICON
SCALE: NTS

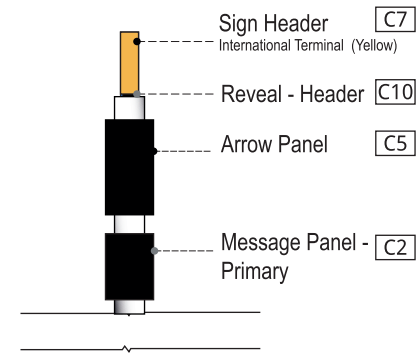
2.4 Sign Type Layouts



1 TOP VIEW - FINISH
SCALE: NTS

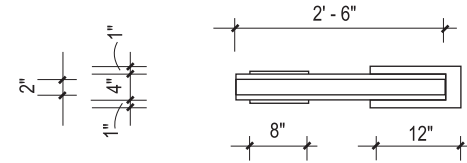


4 SIGN FINISHES - SIDE VIEW 1
SCALE: NTS

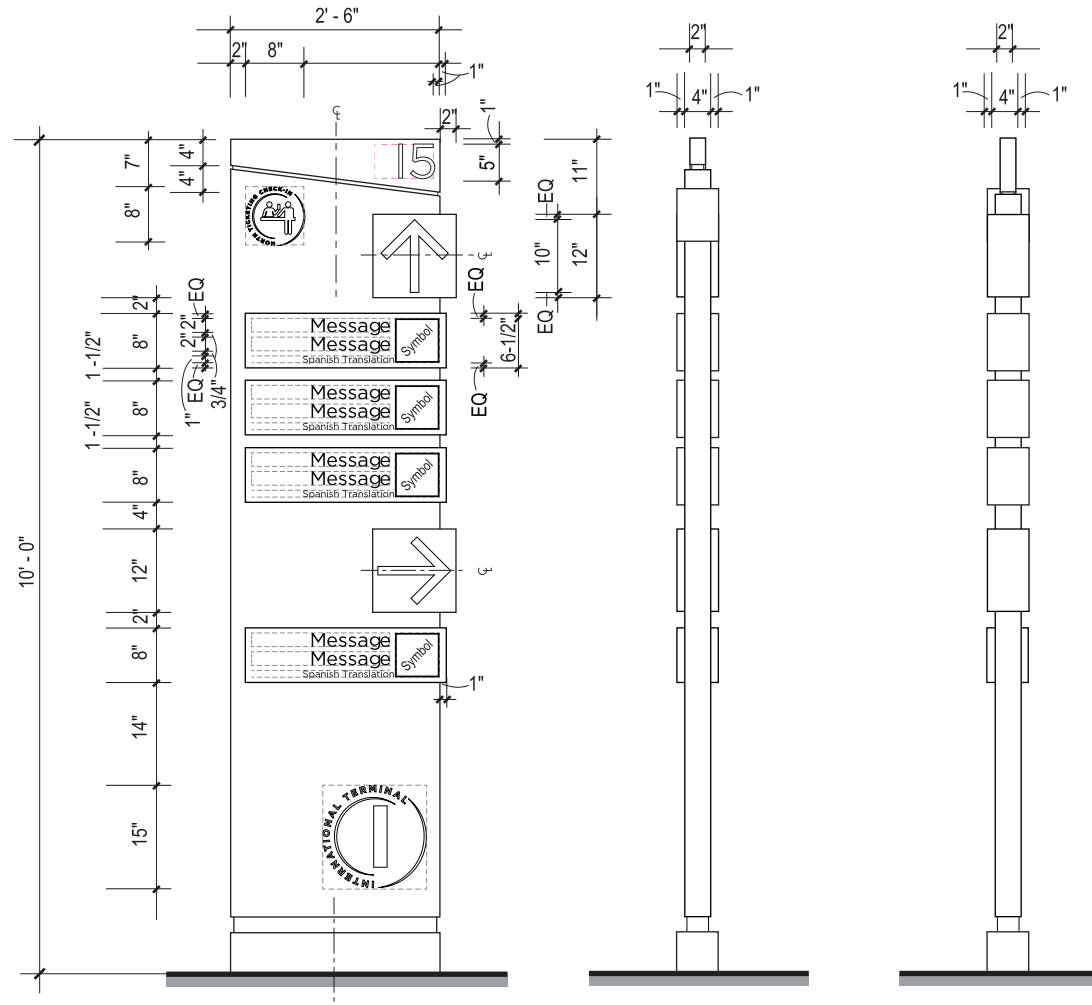


5 SIGN FINISHES - SIDE VIEW 2
SCALE: NTS

Colors con't.:
C11• Sign Base
 - Satin brushed aluminum
C12• Zone Numbers
 - Dimensional numbers
 - Internally illuminated (White)



6 TOP VIEW
SCALE: 1/2" = 1' - 0"



7 FACE LAYOUT
SCALE: 1/2" = 1' - 0"

Notes:
 1. Signs with directional messages to Terminal South will utilize "red" accent bar (Pantone 1795) only.
 2. Signs with directional messages to Terminal North will utilize "blue" accent bar (Pantone 2935) only.
 3. Signs with messages for International Terminal will utilize "yellow" accent bar (Pantone 123) only.
 4. Colors are not interchangeable, and cannot be substituted.

Colors con't.:
 International Terminal - Pantone 123 (Yellow) mounted onto 1/16" thick x 15" dia. brushed aluminum disc.
 - All returns to have painted finish to match sign face
 - Non illuminated
C10• Reveal - Header and Base
 - Satin brushed aluminum

Directional ST-120

Descriptions: Primary Directional- Freestanding.
 2 Directionals / 4 Levels of messaging / 2 sided.
Dimensions: 10'- 0" High x 2' - 6" Wide x 4" Depth
Location: Terminals. Primary circulation corridors at Ticketing / Check-Ins and Baggage Claim area - perpendicular to the main pedestrian traffic flow.
Material: Seamless fabricated aluminum sign panel with removable message and arrow panels.

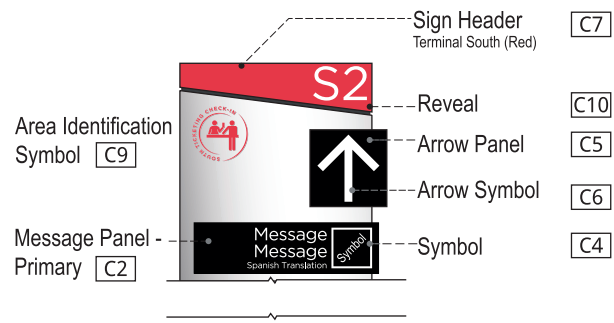
Lettering:
 1. English - Gotham Book - 1-1/2" Cap height
 2. Spanish - Gotham Book - 3/4" Cap height

Symbology: Refer to Section 1- Graphics Standards

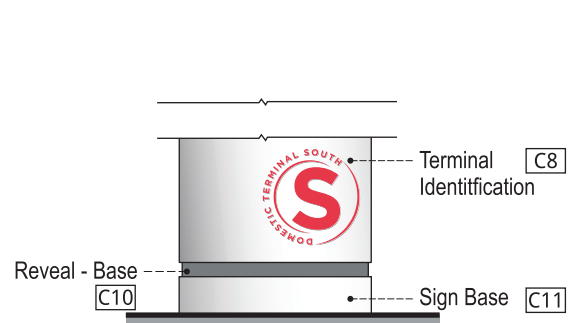
Colors:
C1• Sign Support Structure
 - Seamless fabricated .040 thick satin brushed aluminum
C2• Message Panels - Primary and Secondary
 - .125" thick seamless fabricated clear acrylic overlaid with opaque Black vinyl - Internally illuminated
C3• Messages - English and Foreign Language
 - Internally illuminated (White)
C4• Symbols
 - Internally illuminated (White)
C5• Arrow Panels
 - .125" thick seamless fabricated clear acrylic overlaid with opaque Black vinyl - Internally illuminated
C6• Arrow Symbol
 - Internally illuminated (White)
C7• Sign Header
 - .125" thick seamless fabricated clear acrylic overlaid with vinyls corresponding to assigned accent colors for:
 Terminal North - Pantone 2935 (Blue)
 Terminal South - Pantone 1795 (Red)
 International Terminal - Pantone 123 (Yellow)
 - Internally illuminated
C8• Refer to Section 1- Graphics Standards Terminal Identification Logo
 - 1/8" Thick machine cut dimensional acrylic letters, painted with assigned accent colors for:
 Terminal North - Pantone 2935 (Blue)
 Terminal South - Pantone 1795 (Red)
 International Terminal - Pantone 123 (Yellow)
 mounted onto 1/16" thick x 15" dia. brushed aluminum disc.
 - All returns to have painted finish to match sign face
 - Internally illuminated
C9• Refer to Section 1- Graphics Standards Area Identification Symbol
 - 1/8" Thick machine cut dimensional acrylic letters, painted with assigned accent colors for:
 North Terminal - Pantone 2935 (Blue)
 South Terminal - Pantone 1795 (Red)

2.0 SIGN TYPE TERMINALS

REVISION	DATE
1 Updated	2/18/16
2 Updated	3/11/16
3 Updated	4/30/16
4 Updated	08/03/17

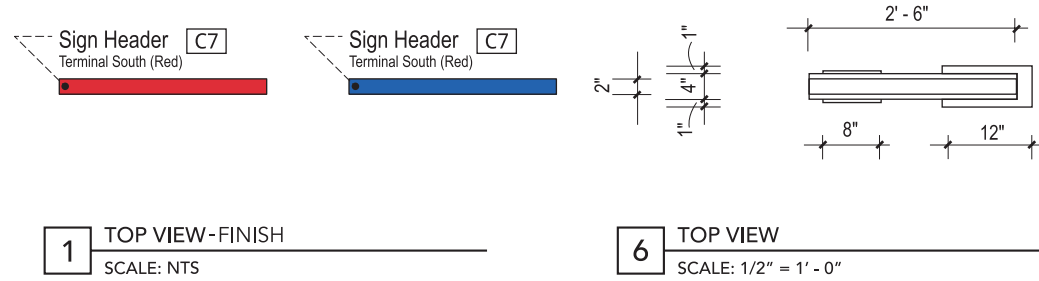


2 SIGN FINISHES
SCALE: NTS

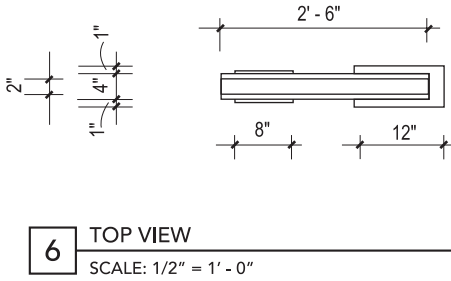


3 SIGN FINISHES - ICON
SCALE: NTS

2.4 Sign Type Layouts

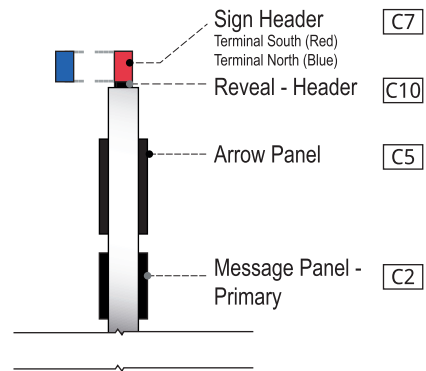


1 TOP VIEW - FINISH
SCALE: NTS

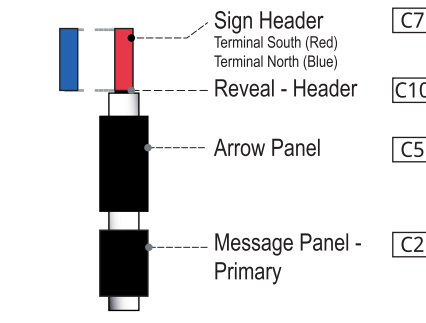


6 TOP VIEW
SCALE: 1/2" = 1' - 0"

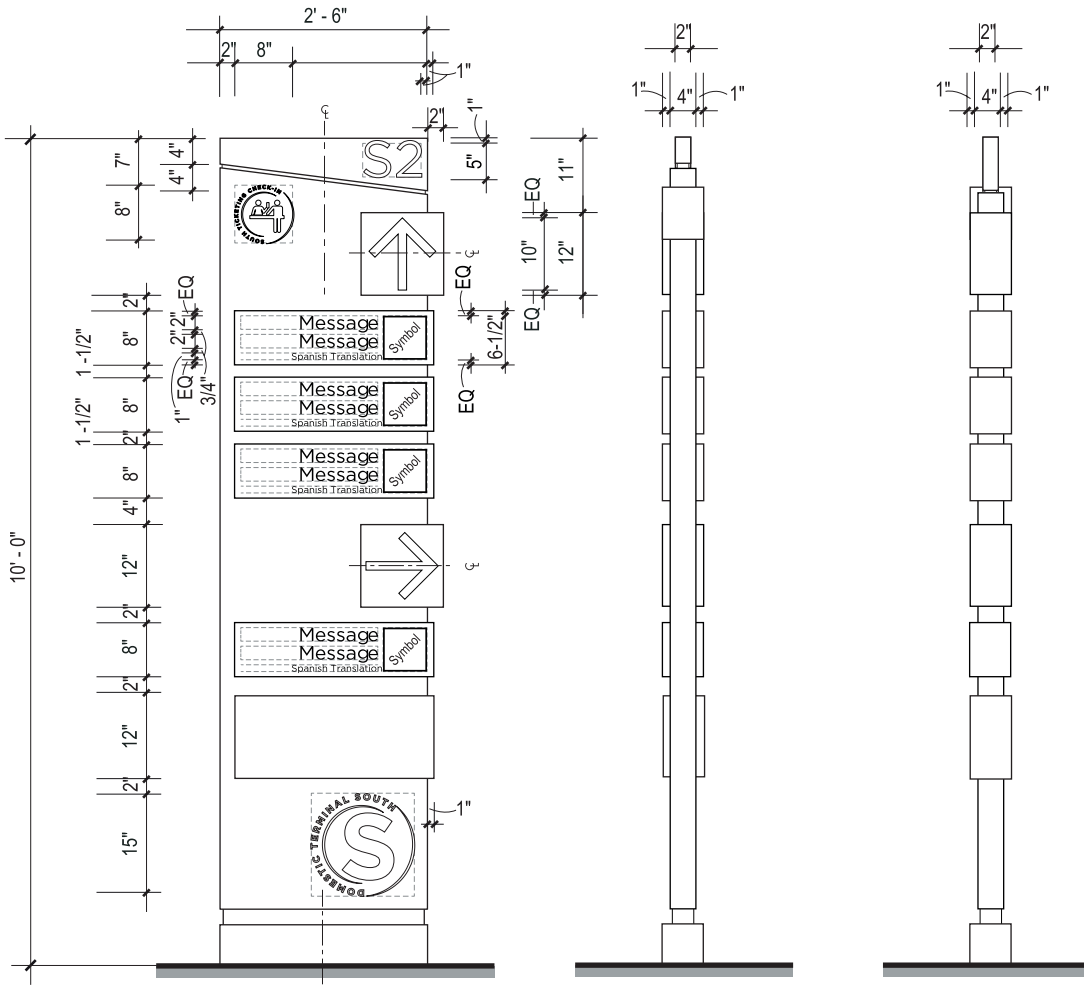
Notes:
 1. Signs with directional messages to Terminal South will utilize "red" accent bar (Pantone 1795) only.
 2. Signs with directional messages to Terminal North will utilize "blue" accent bar (Pantone 2935) only.
 3. Signs with messages for International Terminal will utilize "yellow" accent bar (Pantone 123) only.
 4. Colors are not interchangeable, and cannot be substituted.



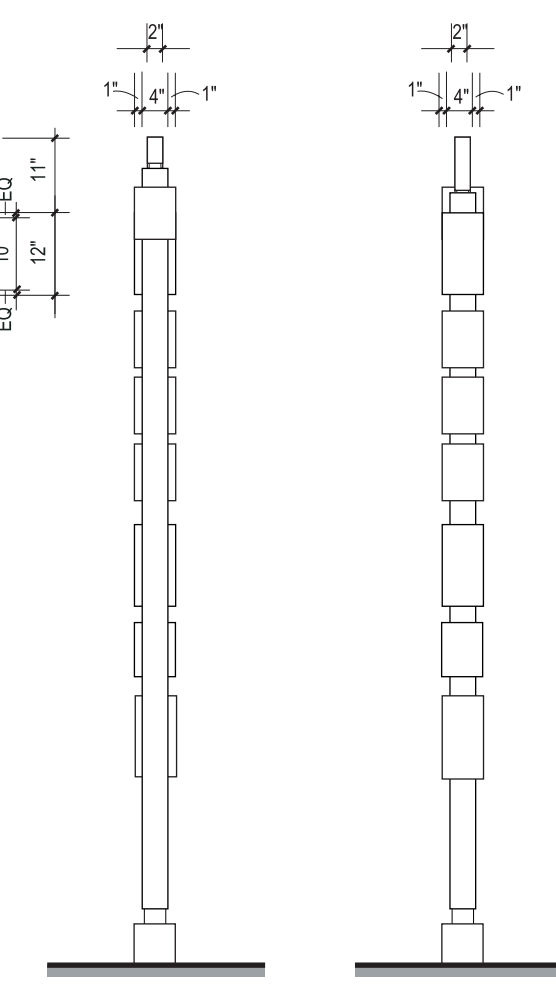
4 SIGN FINISHES - SIDE VIEW 1
SCALE: NTS



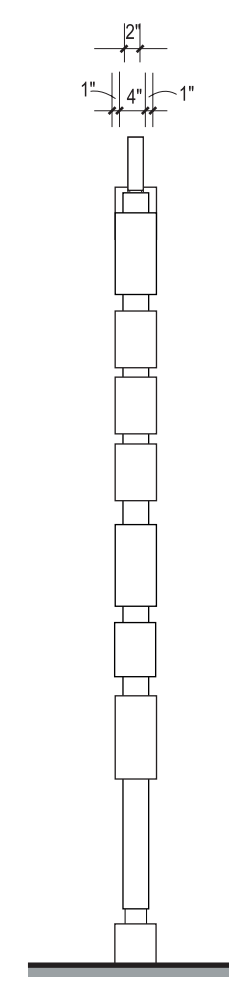
5 SIGN FINISHES - SIDE VIEW 2
SCALE: NTS



7 FACE LAYOUT
SCALE: 1/2" = 1' - 0"



8 SIDE VIEW 1
SCALE: 1/2" = 1' - 0"



9 SIDE VIEW 2
SCALE: 1/2" = 1' - 0"

Colors con't.: [C12] • Zone Numbers
 - Dimensional numbers
 - Internally illuminated (White)

Remarks: Dynamic display messages will vary per Owner's request.

Colors con't.: South Terminal - Pantone 1795 (Red) mounted onto 1/16" thick x 15" dia. brushed aluminum disc.
 - All returns to have painted finish to match sign face
 - Non illuminated
 [C10] • Reveal - Header and Base
 - Satin brushed aluminum
 [C11] • Sign Base
 - Satin brushed aluminum

Directional ST-122

Descriptions: Primary Directional- Freestanding.
 2 Directionals / 4 Levels of messaging / 2 sided.

Dimensions: 10'- 0" High x 2' - 6" Wide x 4" Depth

Location: Terminals. Primary circulation corridors at Ticketing / Check-Ins and Baggage Claim area - perpendicular to the main pedestrian traffic flow.

Material: Seamless fabricated aluminum sign panel with removable message and arrow panels.

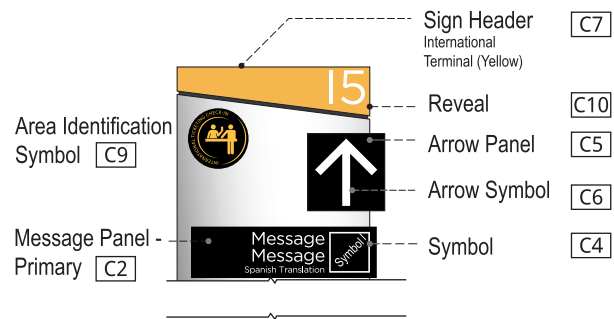
Lettering:
 1. English - Gotham Book - 1-1/2" Cap height
 2. Spanish - Gotham Book - 3/4" Cap height

Symbology: Refer to Section 1- Graphics Standards

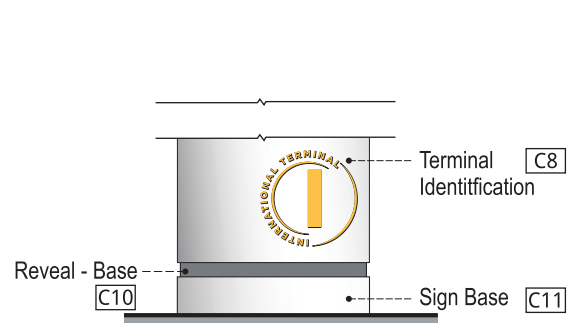
Colors:
 [C1] • Sign Support Structure
 - Seamless fabricated .040 thick satin brushed aluminum
 [C2] • Message Panels - Primary and Secondary
 - .125" thick seamless fabricated clear acrylic overlaid with opaque Black vinyl - Internally illuminated
 [C3] • Messages - English and Foreign Language
 - Internally illuminated (White)
 [C4] • Symbols
 - Internally illuminated (White)
 [C5] • Arrow Panels
 - .125" thick seamless fabricated clear acrylic overlaid with opaque Black vinyl - Internally illuminated
 [C6] • Arrow Symbol
 - Internally illuminated (White)
 [C7] • Sign Header
 - .125" thick seamless fabricated clear acrylic overlaid with vinyls corresponding to assigned accent colors for:
 Terminal North - Pantone 2935 (Blue)
 Terminal South - Pantone 1795 (Red)
 International Terminal - Pantone 123 (Yellow)
 - Internally illuminated
 [C8] • Refer to Section 1- Graphics Standards Terminal Identification Logo
 - 1/8" Thick machine cut dimensional acrylic letters, painted with assigned accent colors for:
 Terminal North - Pantone 2935 (Blue)
 Terminal South - Pantone 1795 (Red)
 International Terminal - Pantone 123 (Yellow)
 mounted onto 1/16" thick x 15" dia. brushed aluminum disc.
 - All returns to have painted finish to match sign face
 - Internally illuminated
 [C9] • Refer to Section 1- Graphics Standards Area Identification Symbol
 - 1/8" Thick machine cut dimensional acrylic letters, painted with assigned accent colors for:
 North Terminal - Pantone 2935 (Blue)
 South Terminal - Pantone 1795 (Red)

2.0 SIGN TYPE TERMINALS

REVISION	DATE
1 Updated	2/18/16
2 Updated	3/11/16
3 Updated	4/30/16
4 Updated	08/03/17

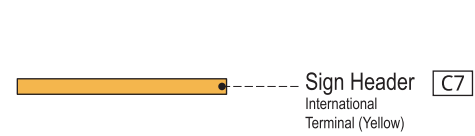


2 SIGN FINISHES
SCALE: NTS

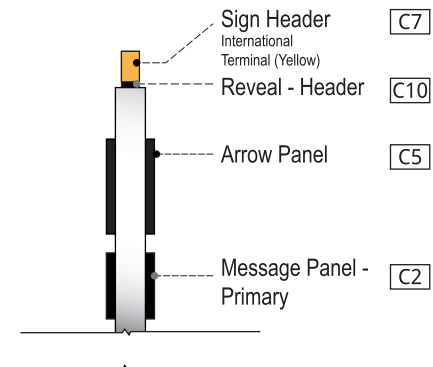


3 SIGN FINISHES - ICON
SCALE: NTS

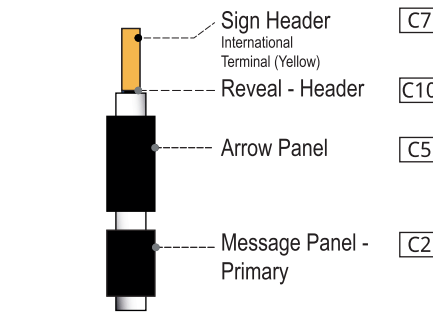
2.4 Sign Type Layouts



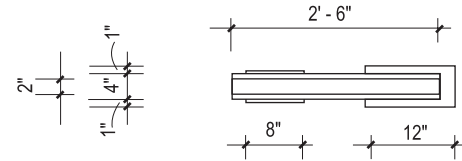
1 TOP VIEW - FINISH
SCALE: NTS



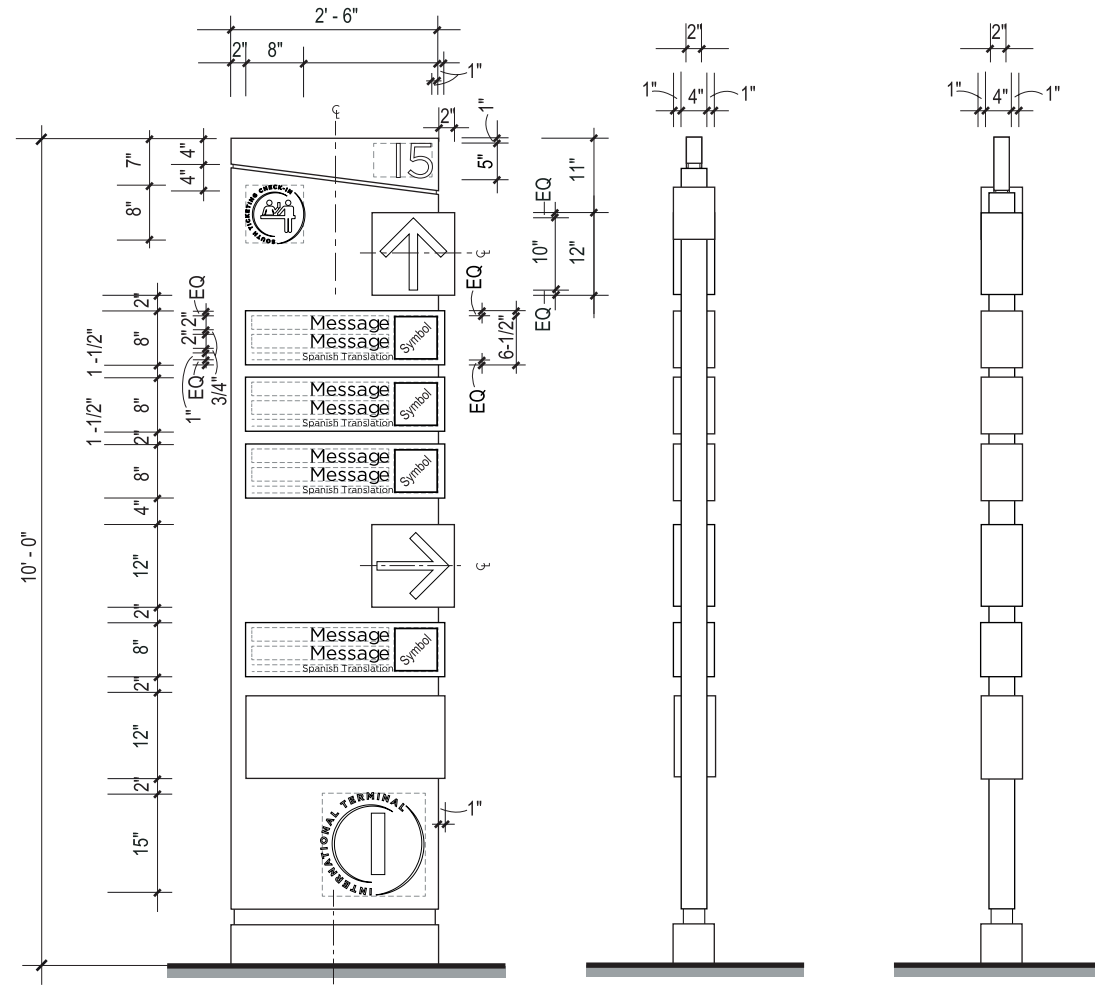
4 SIGN FINISHES - SIDE VIEW 1
SCALE: NTS



5 SIGN FINISHES - SIDE VIEW 2
SCALE: NTS

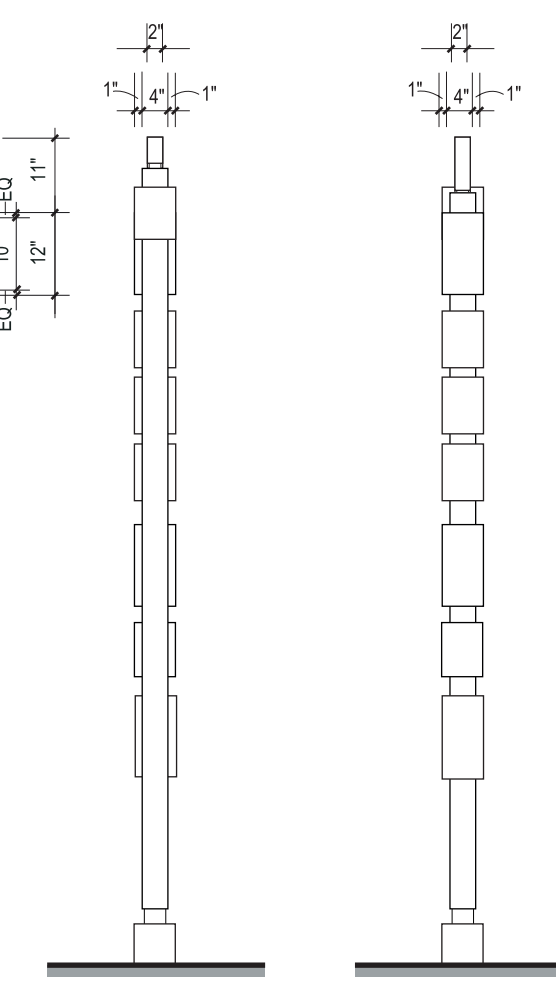


6 TOP VIEW
SCALE: 1/2" = 1' - 0"

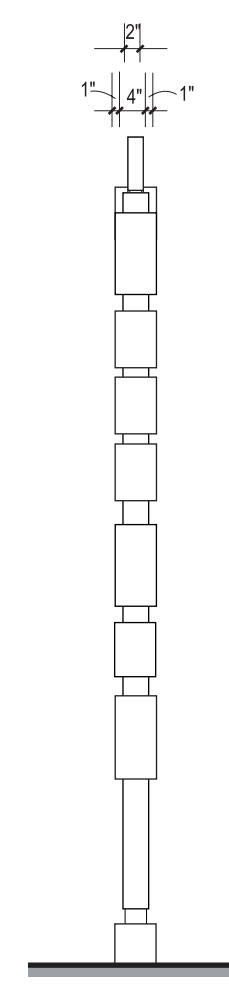


7 FACE LAYOUT
SCALE: 1/2" = 1' - 0"

Notes:
 1. Signs with directional messages to Terminal South will utilize "red" accent bar (Pantone 1795) only.
 2. Signs with directional messages to Terminal North will utilize "blue" accent bar (Pantone 2935) only.
 3. Signs with messages for International Terminal will utilize "yellow" accent bar (Pantone 123) only.
 4. Colors are not interchangeable, and cannot be substituted.



8 SIDE VIEW 1
SCALE: 1/2" = 1' - 0"



9 SIDE VIEW 2
SCALE: 1/2" = 1' - 0"

Colors con't.: [C12] • Zone Numbers
 - Dimensional numbers
 - Internally illuminated (White)

Remarks: Dynamic display messages will vary per Owner's request.

Colors con't.: International Terminal - Pantone 123 (Yellow) mounted onto 1/16" thick x 15" dia. brushed aluminum disc.
 - All returns to have painted finish to match sign face
 - Non illuminated
 [C10] • Reveal - Header and Base
 - Satin brushed aluminum
 [C11] • Sign Base
 - Satin brushed aluminum

Directional ST-122

Descriptions: Primary Directional- Freestanding.
 2 Directionals / 4 Levels of messaging / 2 sided.

Dimensions: 10'- 0" High x 2' - 6" Wide x 4" Depth

Location: Terminals. Primary circulation corridors at Ticketing / Check-Ins and Baggage Claim area - perpendicular to the main pedestrian traffic flow.

Material: Seamless fabricated aluminum sign panel with removable message and arrow panels.

Lettering:
 1. English - Gotham Book - 1-1/2" Cap height
 2. Spanish - Gotham Book - 3/4" Cap height

Symbology: Refer to Section 1- Graphics Standards

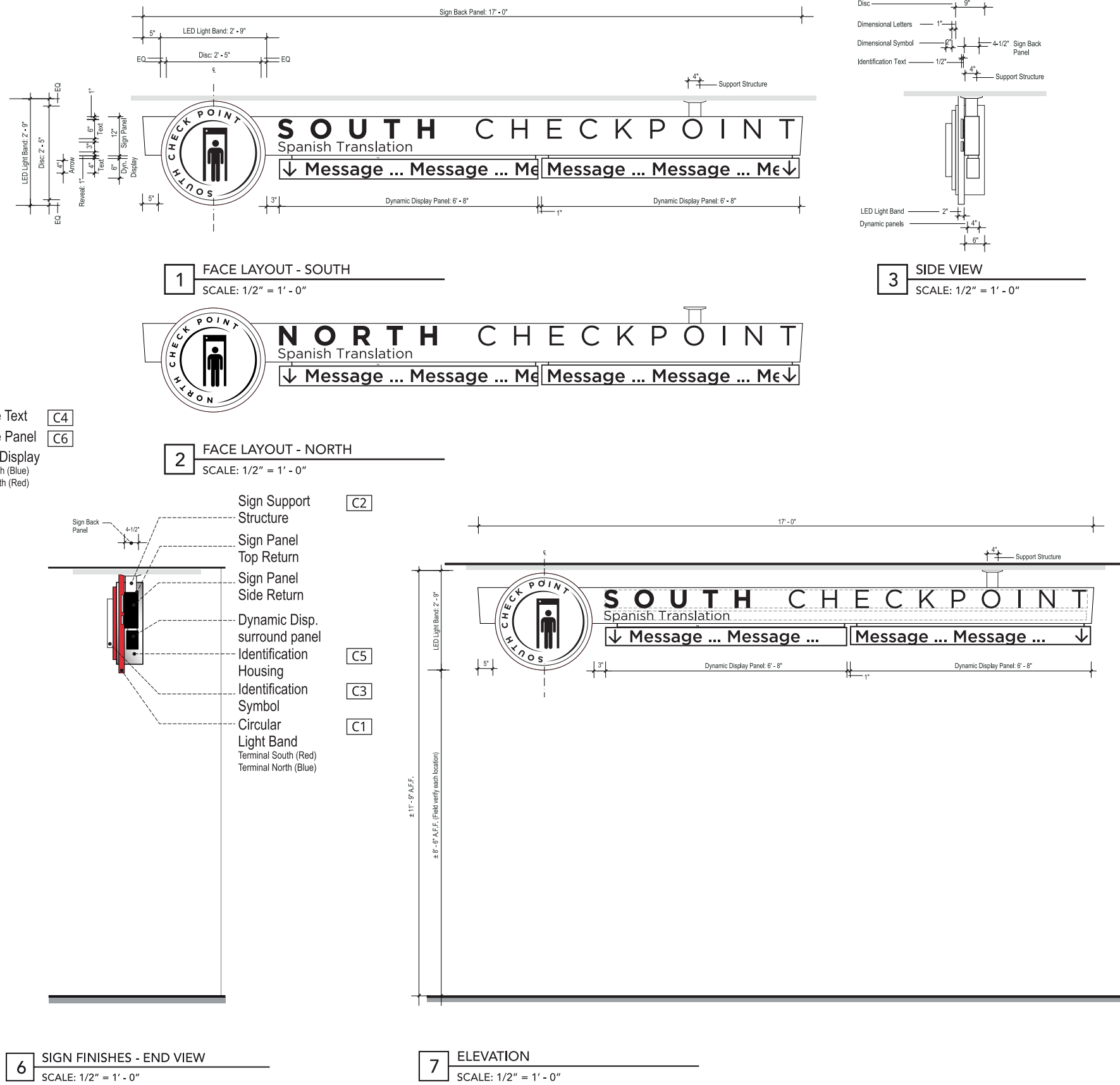
Colors:

- [C1] • Sign Support Structure
 - Seamless fabricated .040 thick satin brushed aluminum
- [C2] • Message Panels - Primary and Secondary
 - .125" thick seamless fabricated clear acrylic overlaid with opaque Black vinyl
 - Internally illuminated
- [C3] • Messages - English and Foreign Language
 - Internally illuminated (White)
- [C4] • Symbols
 - Internally illuminated (White)
- [C5] • Arrow Panels
 - .125" thick seamless fabricated clear acrylic overlaid with opaque Black vinyl
 - Internally illuminated
- [C6] • Arrow Symbol
 - Internally illuminated (White)
- [C7] • Sign Header
 - .125" thick seamless fabricated clear acrylic overlaid with vinyls corresponding to assigned accent colors for:
 Terminal North - Pantone 2935 (Blue)
 Terminal South - Pantone 1795 (Red)
 International Terminal - Pantone 123 (Yellow)
 - Internally illuminated
- [C8] • Refer to Section 1- Graphics Standards Terminal Identification Logo
 - 1/8" Thick machine cut dimensional acrylic letters, painted with assigned accent colors for:
 Terminal North - Pantone 2935 (Blue)
 Terminal South - Pantone 1795 (Red)
 International Terminal - Pantone 123 (Yellow)
 mounted onto 1/16" thick x 15" dia. brushed aluminum disc.
 - All returns to have painted finish to match sign face
 - Internally illuminated
- [C9] • Refer to Section 1- Graphics Standards Area Identification Symbol
 - 1/8" Thick machine cut dimensional acrylic letters, painted with assigned accent colors for:
 North Terminal - Pantone 2935 (Blue)
 South Terminal - Pantone 1795 (Red)

2.0 SIGN TYPE TERMINALS

#	REVISION	DATE
1	Updated	2/18/16
2	Updated	3/11/16
3	Updated	4/30/16
4	Updated	08/03/17

2.4 Sign Type Layouts



Identification ST-130

Descriptions: Primary Identification - Ceiling Mounted

Dimensions: 2'- 9" High x 17' - 0" Wide x 9" Depth
Dynamic Display Bar: 6" H x 6'- 8"W x 4" D

Location: Terminals. Primary circulation corridors at North and South Checkpoint Entrances.

Material: Seamless fabricated aluminum sign panel

Lettering: 1. English - Gotham Book - 6" Cap height
2. Spanish - Gotham Book - 3" Cap height

Symbology: Refer to Section 1- Graphics Standards

Colors:

- C1** • Circular Light Band
- 2" WHITE ACRYLIC : Translucent Sign Grade Polycarbonate
- INTERNAL ILLUMINATION : LED
- C2** • Sign Support Structure
- Seamless fabricated .125" ALUMINUM with all edges welded, grounded and sanded to a smooth finish.
- C3** • Identification Symbol
- Fabricated dimensional letters White acrylic (Sign Grade Translucent Polycarbonate)
- LED Internally illuminated.
- C4** • Message Text
- Fabricated dimensional letters White acrylic (Sign Grade Translucent Polycarbonate)
- LED Internally illuminated.
- C5** • Identification Housing
- Seamless fabricated .125" ALUMINUM (satin brushed) with all edges welded, grounded and sanded to a smooth finish.
- C6** • Message Panel Front corresponding to assigned accent colors for:
Terminal North - Pantone 2935 (Blue)
Terminal South - Pantone 1795 (Red)
International Terminal - Pantone 123 (Yellow)
Main Terminal - White
- .25" clear acrylic with graphics on second surface
- C7** • Reveal
- Seamless fabricated .125" ALUMINUM with all edges welded, grounded and sanded to a smooth finish.
- ALUMINUM : Satin brushed

Graphics : Applied on clear acrylic on second surface

Mounting: Ceiling

Illumination: Internal

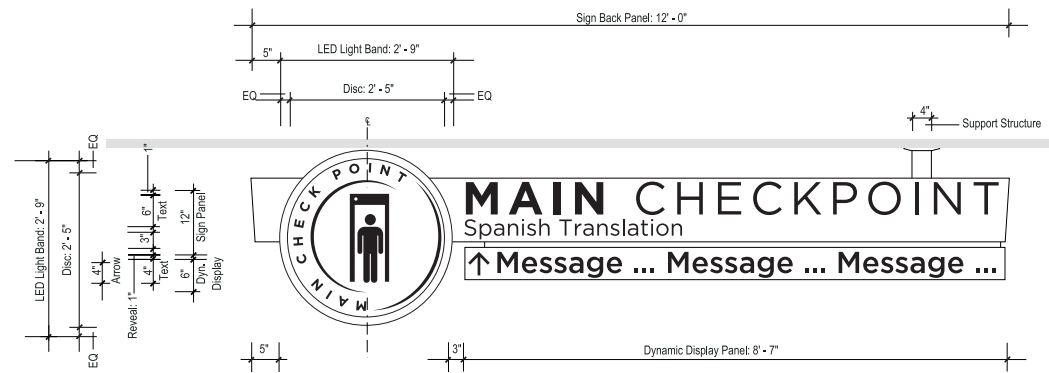
Remark: Dynamic messages will vary per Owner's request

Note:
1. Colors are not interchangeable, and cannot be substituted.

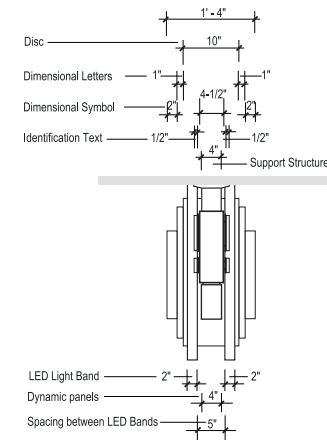
2.0 SIGN TYPE TERMINALS

#	REVISION	DATE
1	Updated	2/18/16
2	Updated	3/11/16
3	Updated	4/30/16
4	Updated	08/03/17

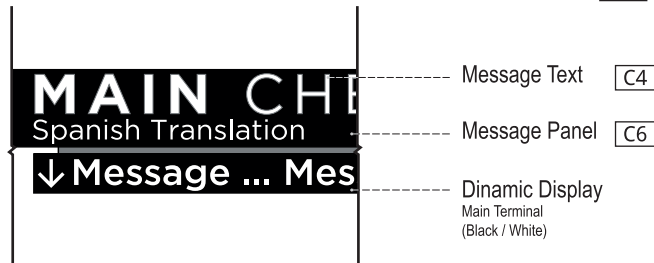
2.4 Sign Type Layouts



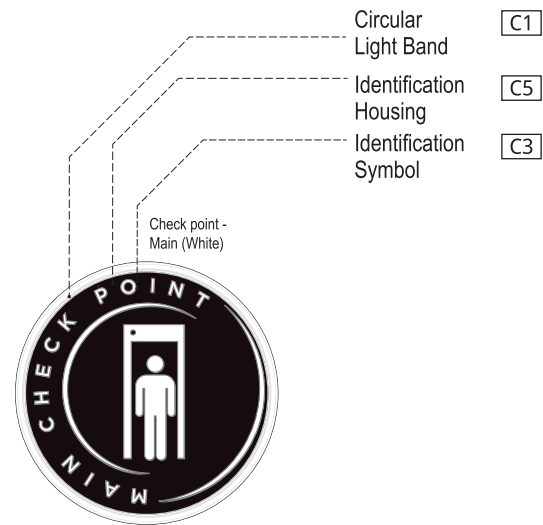
1 FACE LAYOUT
SCALE: 1/2" = 1' - 0"



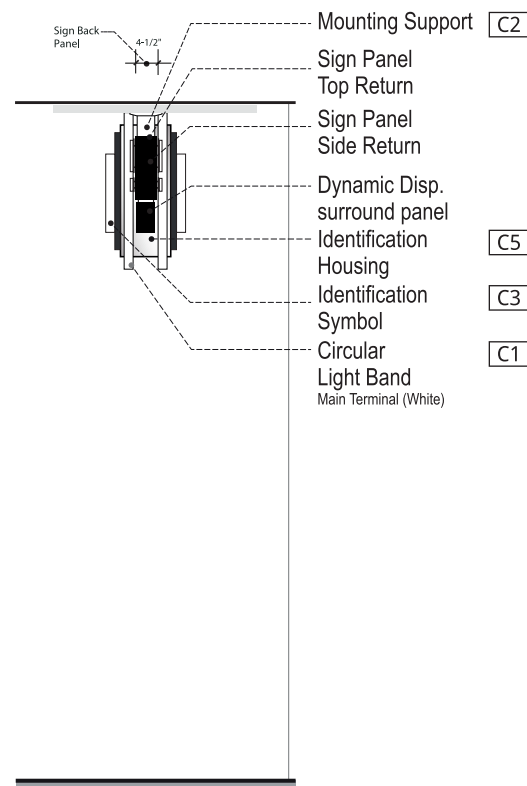
2 SIDE VIEW
SCALE: 1/2" = 1' - 0"




3 SIGN FINISHES - ICON
SCALE: NTS



4 SIGN FINISHES - ICON
SCALE: NTS



5 SIDE VIEW
SCALE: 1/2" = 1' - 0"



6 ELEVATION
SCALE: 1/2" = 1' - 0"

Identification ST-132

- Descriptions:** Primary Identification - Ceiling Mounted
- Dimensions:** 2'- 9" High x 17' - 0" Wide x 9" Depth
Dynamic Display Bar: 6" H x 6'- 8"W x 4" D
- Location:** Terminals. Primary circulation corridors at Main Checkpoint Entrance.
- Material:** Seamless fabricated aluminum sign panel
- Lettering:** 1. English - Gotham Book - 6" Cap height
2. Spanish - Gotham Book - 3" Cap height
- Symbology:** Refer to Section 1- Graphics Standards
- Colors:**
- [C1]** Circular Light Band
- 2" WHITE ACRYLIC : Translucent Sign Grade Polycarbonate
- INTERNAL ILLUMINATION : LED
 - [C2]** Sign Support Structure
- Seamless fabricated .125" ALUMINUM with all edges welded, grounded and sanded to a smooth finish.
 - [C3]** Identification Symbol
- Fabricated dimensional letters White acrylic (Sign Grade Translucent Polycarbonate)
- LED Internally illuminated.
 - [C4]** Message Text
- Fabricated dimensional letters White acrylic (Sign Grade Translucent Polycarbonate)
- LED Internally illuminated.
 - [C5]** Identification Housing
- Seamless fabricated .125" ALUMINUM (satin brushed) with all edges welded, grounded and sanded to a smooth finish.
 - [C6]** Message Panel Front corresponding to assigned accent colors for:
Terminal North - Pantone 2935 (Blue)
Terminal South - Pantone 1795 (Red)
International Terminal - Pantone 123 (Yellow)
Main Terminal - White
- .25" clear acrylic with graphics on second surface
 - [C7]** Reveal
- Seamless fabricated .125" ALUMINUM with all edges welded, grounded and sanded to a smooth finish.
- ALUMINUM : Satin brushed
- Graphics :** Applied on clear acrylic on second surface
Mounting: Ceiling
Illumination: Internal
Remark: Dynamic messages will vary per Owner's request

2.0 SIGN TYPE TERMINALS

#	REVISION	DATE
1	Updated	2/18/16
2	Updated	3/11/16
3	Updated	4/30/16
4	Updated	08/03/17

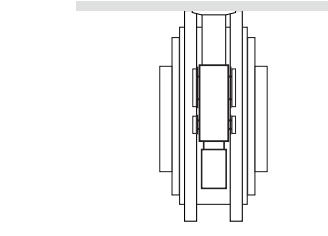
2.4 Sign Type Layouts



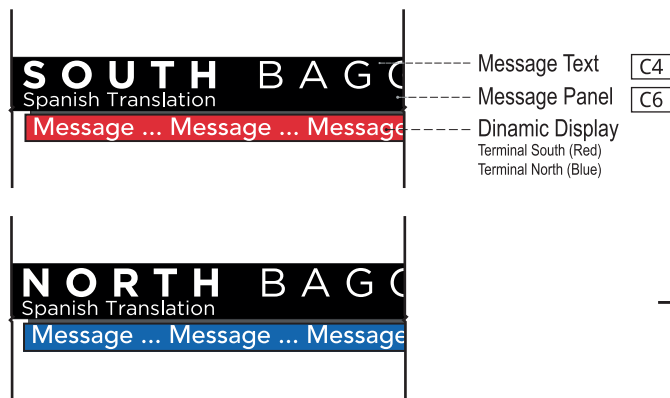
1 FACE LAYOUT - SOUTH
SCALE: 1/2" = 1' - 0"



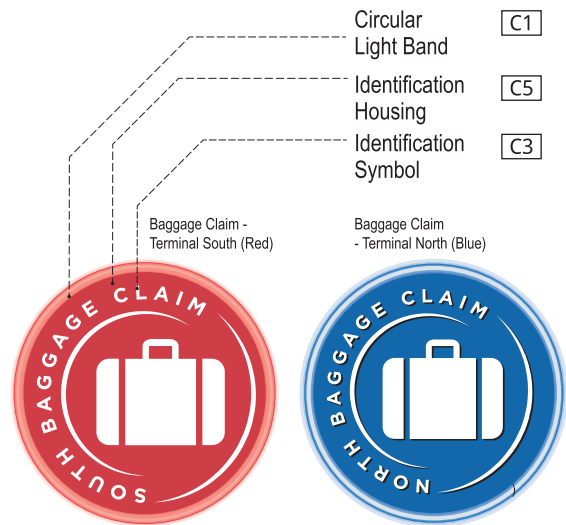
2 FACE LAYOUT - NORTH
SCALE: 1/2" = 1' - 0"



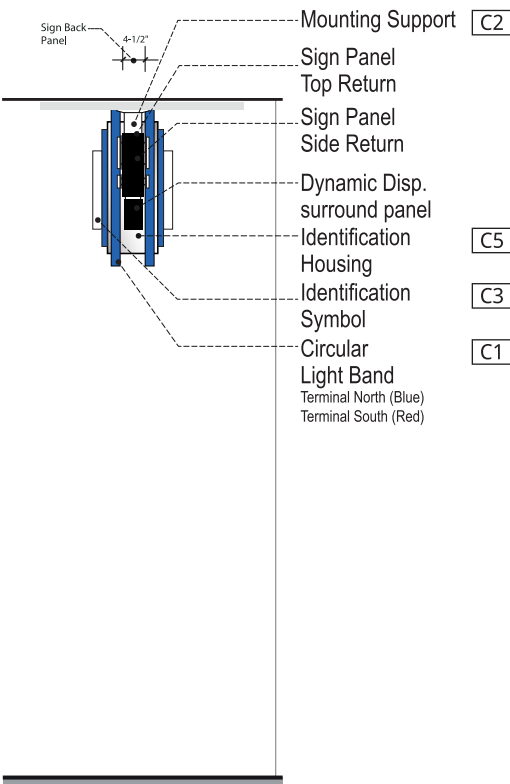
3 SIDE VIEW
SCALE: 1/2" = 1' - 0"




4 SIGN FINISHES
SCALE: NTS



5 SIGN FINISHES - ICON
SCALE: NTS



6 SIGN FINISHES - END VIEW
SCALE: 1/2" = 1' - 0"



7 ELEVATION
SCALE: 1/2" = 1' - 0"

Identification **ST-134**

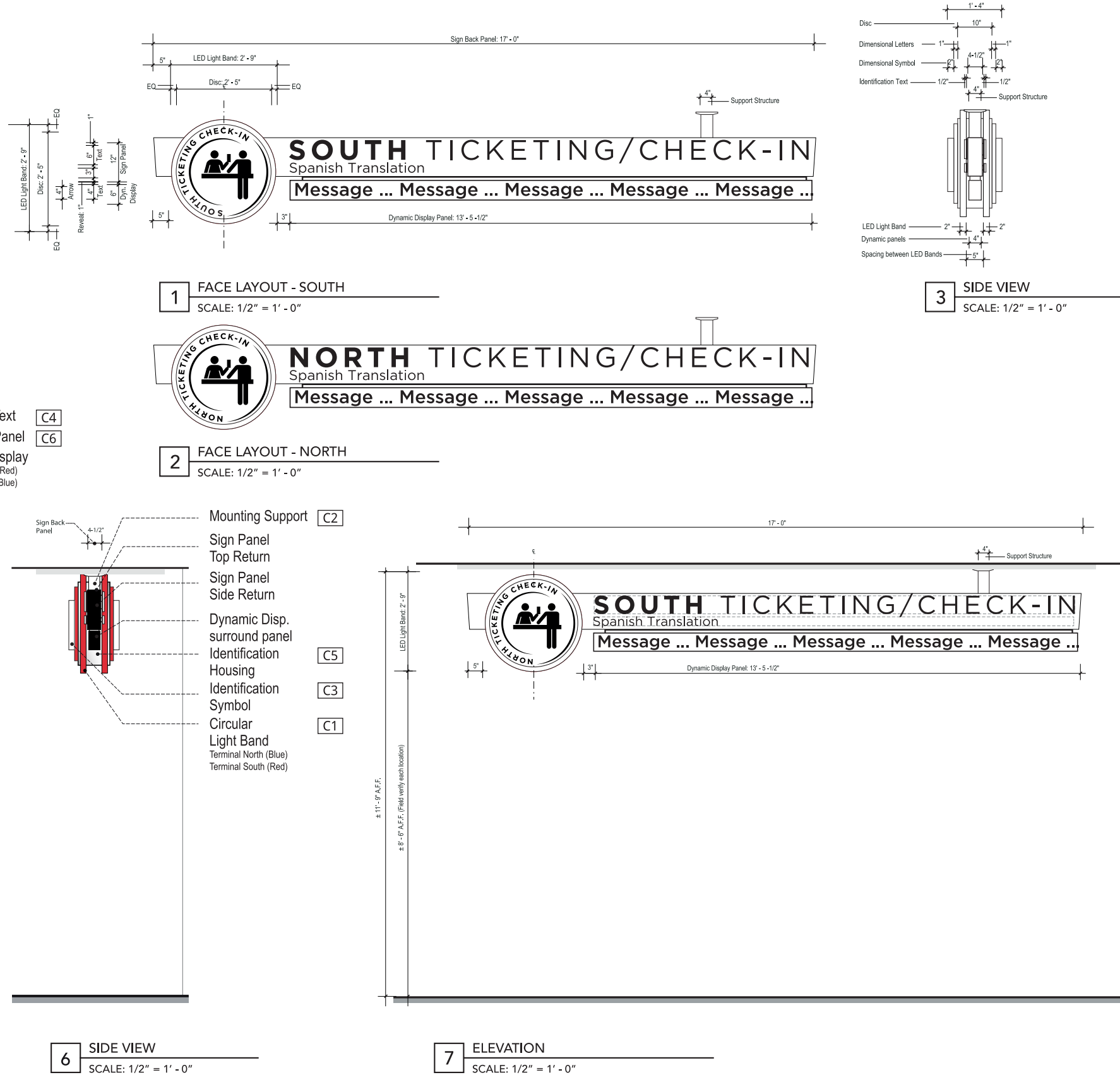
- Descriptions:** Primary Identification - Ceiling Mounted
- Dimensions:** 2'- 9" High x 17' - 0" Wide x 9" Depth
Dynamic Display Bar: 6" H x 6'- 8"W x 4" D
- Location:** Terminals. Primary circulation corridors at North and South Baggage Claim Entrances.
- Material:** Seamless fabricated aluminum sign panel
- Lettering:** 1. English - Gotham Book - 6" Cap height
2. Spanish - Gotham Book - 3" Cap height
- Symbology:** Refer to Section 1- Graphics Standards
- Colors:**
- [C1] Circular Light Band
- 2" WHITE ACRYLIC : Translucent Sign Grade Polycarbonate
- INTERNAL ILLUMINATION : LED
 - [C2] Sign Support Structure
- Seamless fabricated .125" ALUMINUM with all edges welded, grounded and sanded to a smooth finish.
 - [C3] Identification Symbol
- Fabricated dimensional letters White acrylic (Sign Grade Translucent Polycarbonate)
- LED Internally illuminated.
 - [C4] Identification Text
- Fabricated dimensional letters White acrylic (Sign Grade Translucent Polycarbonate)
- LED Internally illuminated.
 - [C5] Identification Housing
- Seamless fabricated .125" ALUMINUM (satin brushed) with all edges welded, grounded and sanded to a smooth finish.
 - [C6] Sign Panel Front corresponding to assigned accent colors for:
Terminal North - Pantone 2935 (Blue)
Terminal South - Pantone 1795 (Red)
International Terminal - Pantone 123 (Yellow)
- .25" clear acrylic with graphics on second surface
 - [C7] Reveal
- Seamless fabricated .125" ALUMINUM with all edges welded, grounded and sanded to a smooth finish.
- ALUMINUM : Satin brushed

Graphics : Applied on clear acrylic on second surface
Mounting: Ceiling
Illumination: Internal
Remark: Dynamic messages will vary per Owner's request

2.0 SIGN TYPE TERMINALS

#	REVISION	DATE
1	Updated	2/18/16
2	Updated	3/11/16
3	Updated	4/30/16
4	Updated	08/03/17

2.4 Sign Type Layouts



Identification ST-136

- Descriptions:** Primary Identification - Ceiling Mounted
- Dimensions:** 2'- 9" High x 17'- 0" Wide x 9" Depth
Dynamic Display Bar: 6" H x 6'- 8"W x 4" D
- Location:** Terminals. Primary circulation corridors at North and South Ticketing/Check-In Entrances.
- Material:** Seamless fabricated aluminum sign panel
- Lettering:** 1. English - Gotham Book - 6" Cap height
2. Spanish - Gotham Book - 3" Cap height
- Symbology:** Refer to Section 1- Graphics Standards
- Colors:**
- [C1] Circular Light Band - 2" WHITE ACRYLIC : Translucent Sign Grade Polycarbonate - INTERNAL ILLUMINATION : LED
 - [C2] Sign Support Structure - Seamless fabricated .125" ALUMINUM with all edges welded, grounded and sanded to a smooth finish.
 - [C3] Identification Symbol - Fabricated dimensional letters White acrylic (Sign Grade Translucent Polycarbonate) - LED Internally illuminated.
 - [C4] Identification Text - Fabricated dimensional letters White acrylic (Sign Grade Translucent Polycarbonate) - LED Internally illuminated.
 - [C5] Identification Housing - Seamless fabricated .125" ALUMINUM (satin brushed) with all edges welded, grounded and sanded to a smooth finish.
 - [C6] Sign Panel Front corresponding to assigned accent colors for: Terminal North - Pantone 2935 (Blue) Terminal South - Pantone 1795 (Red) International Terminal - Pantone 123 (Yellow) - .25" clear acrylic with graphics on second surface
 - [C7] Reveal - Seamless fabricated .125" ALUMINUM with all edges welded, grounded and sanded to a smooth finish. - ALUMINUM : Satin brushed
- Graphics :** Applied on clear acrylic on second surface
Mounting: Ceiling
Illumination: Internal
Remark: Dynamic messages will vary per Owner's request

2.0 SIGN TYPE TERMINALS

#	REVISION	DATE
1	Updated	2/18/16
2	Updated	3/11/16
3	Updated	4/30/16
4	Updated	08/03/17

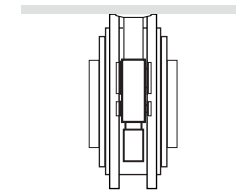
2.4 Sign Type Layouts



1 FACE LAYOUT - SOUTH
SCALE: 1/2" = 1' - 0"



2 FACE LAYOUT - NORTH
SCALE: 1/2" = 1' - 0"

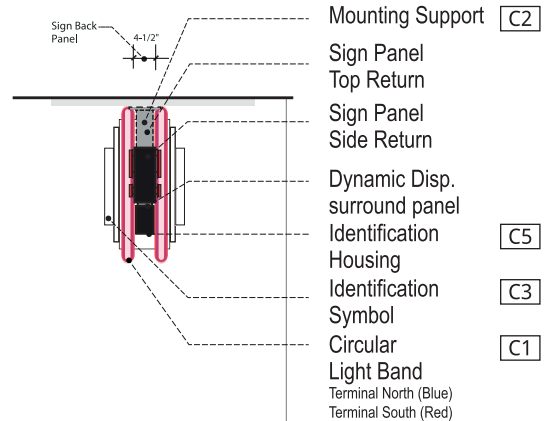


3 SIDE VIEW
SCALE: 1/2" = 1' - 0"




Message Text
Message Panel
Dynamic Display
Terminal South (Red)
Terminal North (Blue)

4 SIGN FINISHES
SCALE: NTS

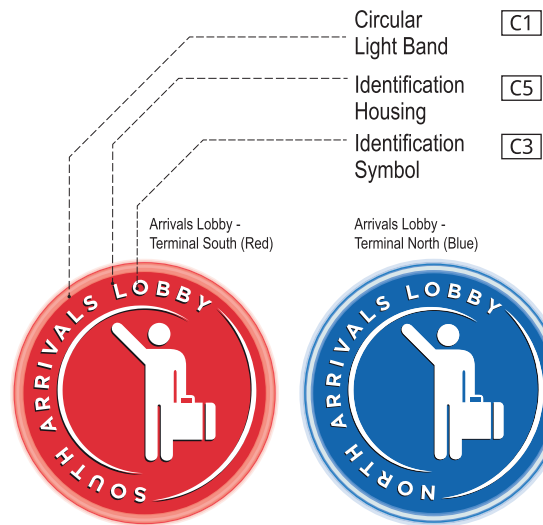


6 SIDE VIEW
SCALE: 1/2" = 1' - 0"



7 ELEVATION
SCALE: 1/2" = 1' - 0"

4 SIGN FINISHES
SCALE: NTS



5 SIGN FINISHES - ICON
SCALE: NTS


Identification **ST-138**

- Descriptions:** Primary Identification - Ceiling Mounted
- Dimensions:** 2'- 9" High x 17' - 0" Wide x 9" Depth
Dynamic Display Bar: 6" H x 6'- 8"W x 4" D
- Location:** Terminals. Primary circulation corridors at North and South Arrivals Lobby Entrances.
- Material:** Seamless fabricated aluminum sign panel
- Lettering:** 1. English - Gotham Book - 6" Cap height
2. Spanish - Gotham Book - 3" Cap height
- Symbology:** Refer to Section 1- Graphics Standards
- Colors:**
- [C1] • Circular Light Band
- 2" WHITE ACRYLIC : Translucent Sign Grade Polycarbonate
- INTERNAL ILLUMINATION : LED
 - [C2] • Sign Support Structure
- Seamless fabricated .125" ALUMINUM with all edges welded, grounded and sanded to a smooth finish.
 - [C3] • Identification Symbol
- Fabricated dimensional letters White acrylic (Sign Grade Translucent Polycarbonate)
- LED Internally illuminated.
 - [C4] • Identification Text
- Fabricated dimensional letters White acrylic (Sign Grade Translucent Polycarbonate)
- LED Internally illuminated.
 - [C5] • Identification Housing
- Seamless fabricated .125" ALUMINUM (satin brushed) with all edges welded, grounded and sanded to a smooth finish.
 - [C6] • Sign Panel Front corresponding to assigned accent colors for:
Terminal North - Pantone 2935 (Blue)
Terminal South - Pantone 1795 (Red)
International Terminal - Pantone 123 (Yellow)
- .25" clear acrylic with graphics on second surface
 - [C7] • Reveal
- Seamless fabricated .125" ALUMINUM with all edges welded, grounded and sanded to a smooth finish.
- ALUMINUM : Satin brushed
- Graphics :** Applied on clear acrylic on second surface
- Mounting:** Ceiling
- Illumination:** Internal
- Remark:** Dynamic messages will vary per Owner's request

2.0 SIGN TYPE TERMINALS

#	REVISION	DATE
1	Updated	2/18/16
2	Updated	3/11/16
3	Updated	4/30/16
4	Updated	08/03/17

2.4 Sign Type Layouts

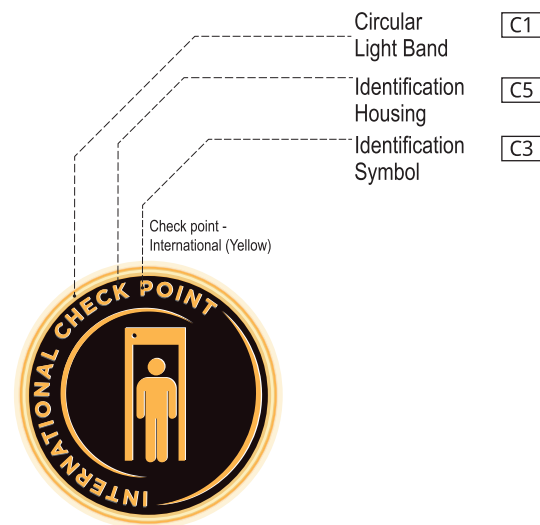


1 FACE LAYOUT
SCALE: 1/2" = 1' - 0"

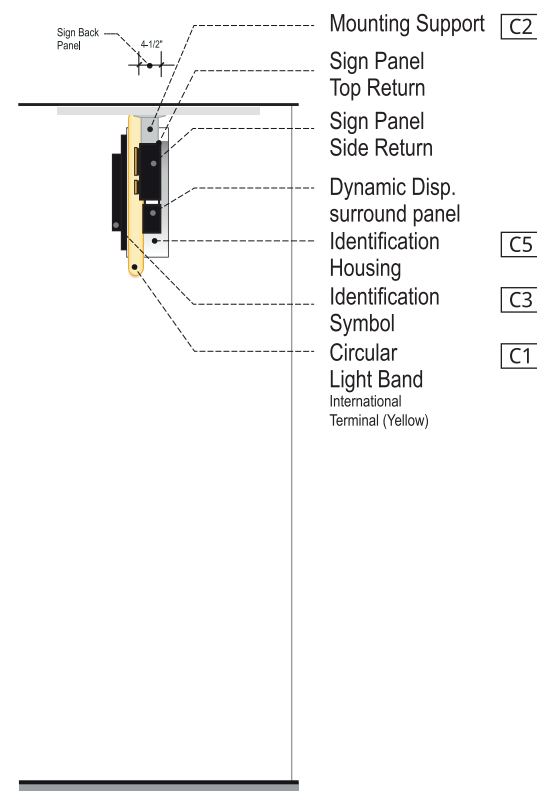
2 SIDE VIEW
SCALE: 1/2" = 1' - 0"




3 SIGN FINISHES
SCALE: NTS



4 SIGN FINISHES - ICON
SCALE: NTS



5 SIDE VIEW
SCALE: 1/2" = 1' - 0"



6 ELEVATION
SCALE: 1/2" = 1' - 0"

Identification ST-140

Descriptions: Primary Identification - Ceiling Mounted

Dimensions: 2'- 9" High x 17'- 0" Wide x 9" Depth
Dynamic Display Bar: 6" H x 6'- 8"W x 4" D

Location: Terminals. Primary circulation corridors at International Checkpoint Entrance.

Material: Seamless fabricated aluminum sign panel

Lettering: 1. English - Gotham Book - 6" Cap height
2. Spanish - Gotham Book - 3" Cap height

Symbology: Refer to Section 1- Graphics Standards

Colors:

- [C1] Circular Light Band
- 2" WHITE ACRYLIC : Translucent Sign Grade Polycarbonate
- INTERNAL ILLUMINATION : LED
- [C2] Sign Support Structure
- Seamless fabricated .125" ALUMINUM with all edges welded, grounded and sanded to a smooth finish.
- [C3] Identification Symbol
- Fabricated dimensional letters White acrylic (Sign Grade Translucent Polycarbonate)
- LED Internally illuminated.
- [C4] Identification Text
- Fabricated dimensional letters White acrylic (Sign Grade Translucent Polycarbonate)
- LED Internally illuminated.
- [C5] Identification Housing
- Seamless fabricated .125" ALUMINUM (satin brushed) with all edges welded, grounded and sanded to a smooth finish.
- [C6] Sign Panel Front corresponding to assigned accent colors for:
Terminal North - Pantone 2935 (Blue)
Terminal South - Pantone 1795 (Red)
International Terminal - Pantone 123 (Yellow)
- .25" clear acrylic with graphics on second surface
- [C7] Reveal
- Seamless fabricated .125" ALUMINUM with all edges welded, grounded and sanded to a smooth finish.
- ALUMINUM : Satin brushed

Graphics : Applied on clear acrylic on second surface

Mounting: Ceiling

Illumination: Internal

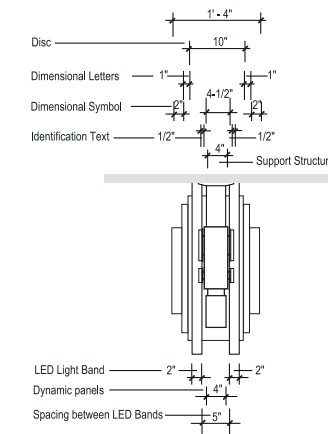
Remark: Dynamic messages will vary per Owner's request

Note:
1. Colors are not interchangeable, and cannot be substituted.

2.0 SIGN TYPE TERMINALS

#	REVISION	DATE
1	Updated	2/18/16
2	Updated	3/11/16
3	Updated	4/30/16
4	Updated	08/03/17

2.4 Sign Type Layouts

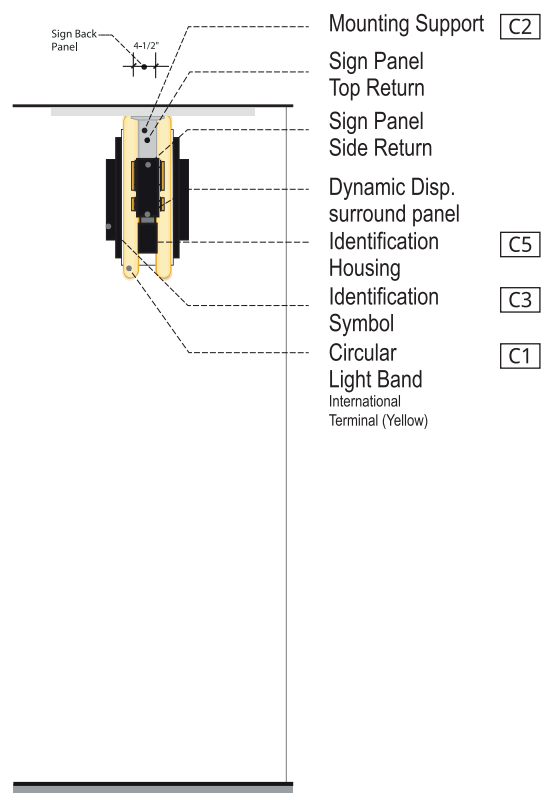


1 FACE LAYOUT
SCALE: 1/2" = 1' - 0"

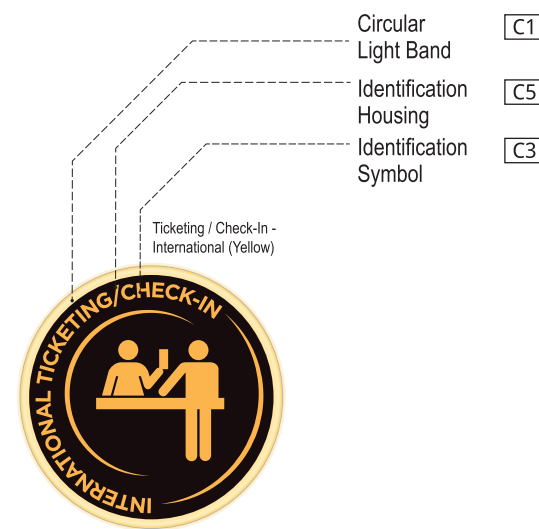
2 SIDE VIEW
SCALE: 1/2" = 1' - 0"



3 SIGN FINISHES
SCALE: NTS



5 SIDE VIEW
SCALE: 1/2" = 1' - 0"



4 SIGN FINISHES - ICON
SCALE: NTS



6 ELEVATION
SCALE: 1/2" = 1' - 0"

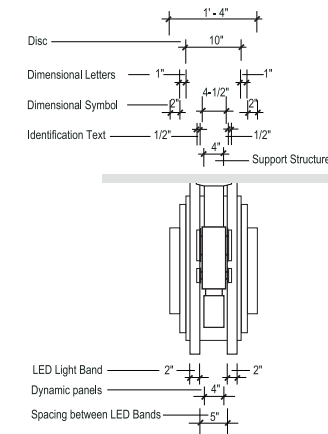
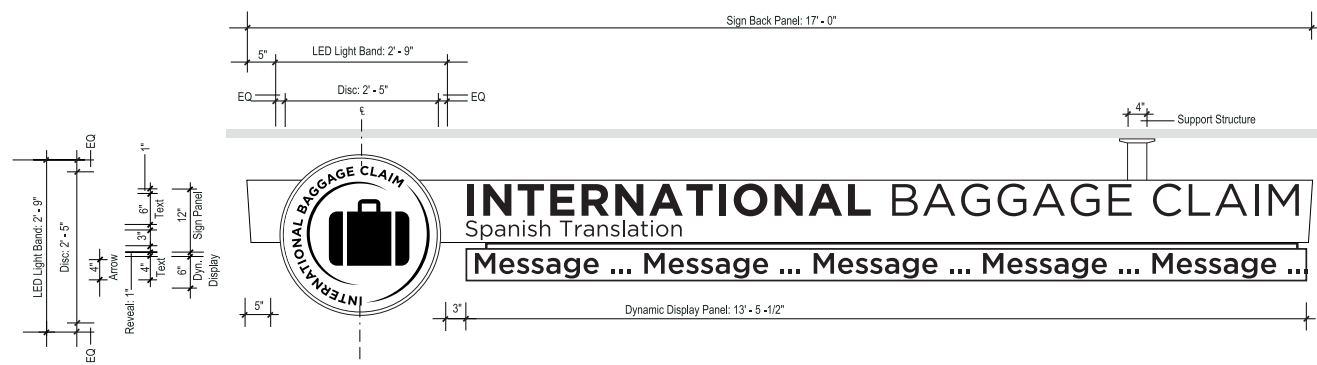
Identification ST-142

- Descriptions:** Primary Identification - Ceiling Mounted
- Dimensions:** 2'- 9" High x 17' - 0" Wide x 9" Depth
Dynamic Display Bar: 6" H x 6'- 8"W x 4" D
- Location:** Terminals. Primary circulation corridors at International Ticketing/Check-In Entrance.
- Material:** Seamless fabricated aluminum sign panel
- Lettering:** 1. English - Gotham Book - 6" Cap height
2. Spanish - Gotham Book - 3" Cap height
- Symbology:** Refer to Section 1- Graphics Standards
- Colors:**
- [C1] Circular Light Band - 2" WHITE ACRYLIC : Translucent Sign Grade Polycarbonate - INTERNAL ILLUMINATION : LED
 - [C2] Sign Support Structure - Seamless fabricated .125" ALUMINUM with all edges welded, grounded and sanded to a smooth finish.
 - [C3] Identification Symbol - Fabricated dimensional letters White acrylic (Sign Grade Translucent Polycarbonate) - LED Internally illuminated.
 - [C4] Identification Text - Fabricated dimensional letters White acrylic (Sign Grade Translucent Polycarbonate) - LED Internally illuminated.
 - [C5] Identification Housing - Seamless fabricated .125" ALUMINUM (satin brushed) with all edges welded, grounded and sanded to a smooth finish.
 - [C6] Sign Panel Front corresponding to assigned accent colors for: Terminal North - Pantone 2935 (Blue) Terminal South - Pantone 1795 (Red) International Terminal - Pantone 123 (Yellow) - .25" clear acrylic with graphics on second surface
 - [C7] Reveal - Seamless fabricated .125" ALUMINUM with all edges welded, grounded and sanded to a smooth finish. - ALUMINUM : Satin brushed
- Graphics :** Applied on clear acrylic on second surface
Mounting: Ceiling
Illumination: Internal
Remark: Dynamic messages will vary per Owner's request

2.0 SIGN TYPE TERMINALS

#	REVISION	DATE
1	Updated	2/18/16
2	Updated	3/11/16
3	Updated	4/30/16
4	Updated	08/03/17

2.4 Sign Type Layouts

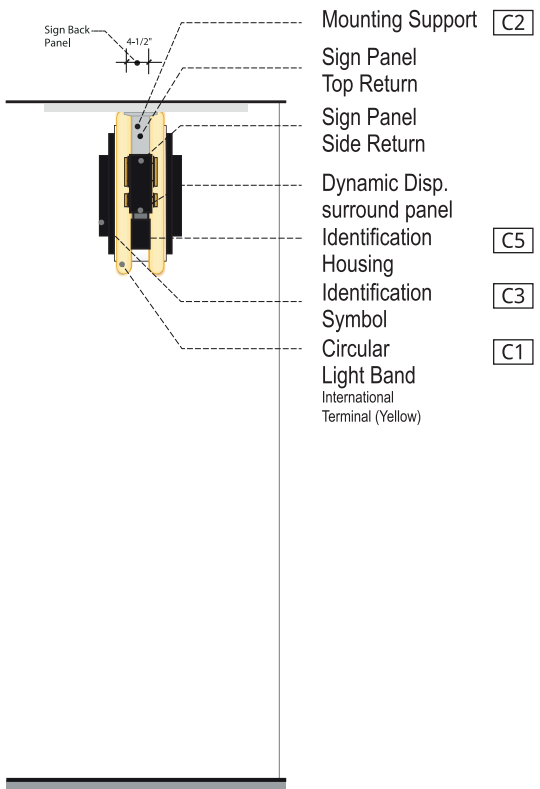


1 FACE LAYOUT
SCALE: 1/2" = 1' - 0"


2 SIDE VIEW
SCALE: 1/2" = 1' - 0"



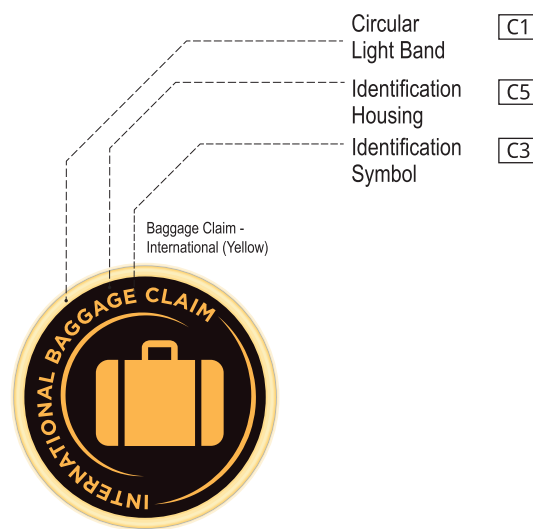
3 SIGN FINISHES
SCALE: NTS



5 SIGN FINISHES - END VIEW
SCALE: 1/2" = 1' - 0"



6 ELEVATION
SCALE: 1/2" = 1' - 0"



4 SIGN FINISHES - ICON
SCALE: NTS

Identification **ST-146**

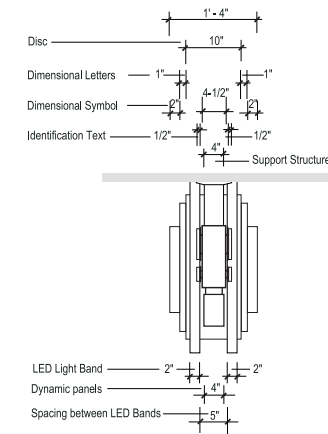

- Descriptions:** Primary Identification - Ceiling Mounted
- Dimensions:** 2'- 9" High x 17' - 0" Wide x 9" Depth
Dynamic Display Bar: 6" H x 6'- 8"W x 4" D
- Location:** Terminals. Primary circulation corridors at International Baggage Claim Entrance.
- Material:** Seamless fabricated aluminum sign panel
- Lettering:** 1. English - Gotham Book - 6" Cap height
2. Spanish - Gotham Book - 3" Cap height
- Symbology:** Refer to Section 1- Graphics Standards
- Colors:**
- [C1] Circular Light Band
- 2" WHITE ACRYLIC : Translucent Sign Grade Polycarbonate
- INTERNAL ILLUMINATION : LED
 - [C2] Sign Support Structure
- Seamless fabricated .125" ALUMINUM with all edges welded, grounded and sanded to a smooth finish.
 - [C3] Identification Symbol
- Fabricated dimensional letters White acrylic (Sign Grade Translucent Polycarbonate)
- LED Internally illuminated.
 - [C4] Identification Text
- Fabricated dimensional letters White acrylic (Sign Grade Translucent Polycarbonate)
- LED Internally illuminated.
 - [C5] Identification Housing
- Seamless fabricated .125" ALUMINUM (satin brushed) with all edges welded, grounded and sanded to a smooth finish.
 - [C6] Sign Panel Front corresponding to assigned accent colors for:
Terminal North - Pantone 2935 (Blue)
Terminal South - Pantone 1795 (Red)
International Terminal - Pantone 123 (Yellow)
- .25" clear acrylic with graphics on second surface
 - [C7] Reveal
- Seamless fabricated .125" ALUMINUM with all edges welded, grounded and sanded to a smooth finish.
- ALUMINUM : Satin brushed
- Graphics :** Applied on clear acrylic on second surface
Mounting: Ceiling
Illumination: Internal
Remark: Dynamic messages will vary per Owner's request

Lorem ipsum

2.0 SIGN TYPE TERMINALS

#	REVISION	DATE
1	Updated	2/18/16
2	Updated	3/11/16
3	Updated	4/30/16
4	Updated	08/03/17
5	Updated	1/03/23

2.4 Sign Type Layouts

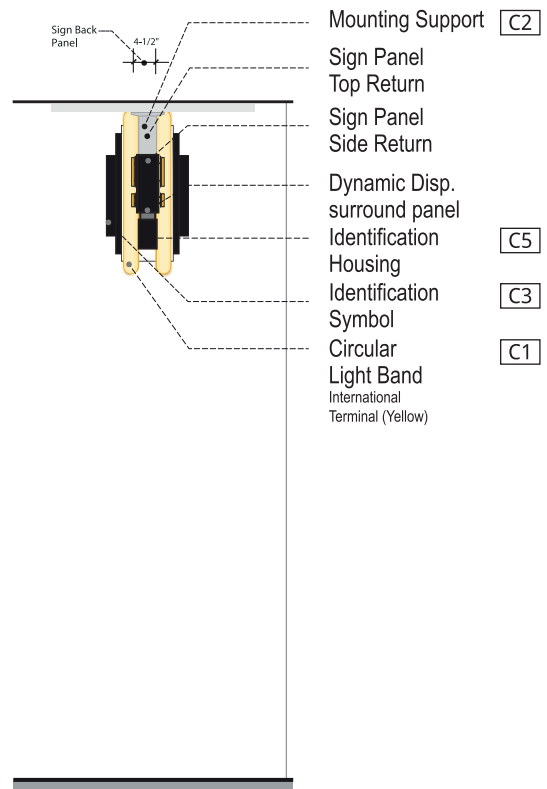


1 FACE LAYOUT
SCALE: 1/2" = 1' - 0"

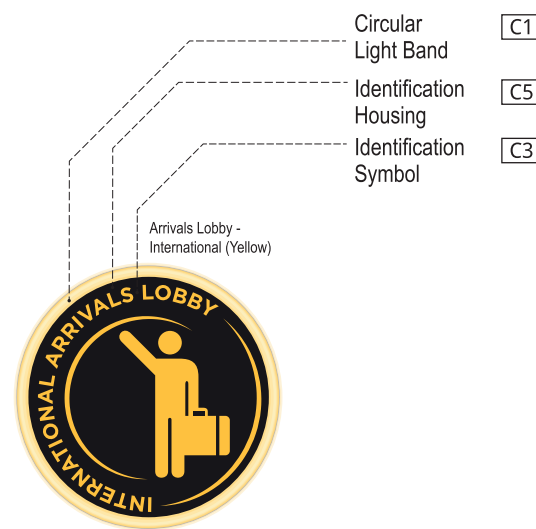
2 SIDE VIEW
SCALE: 1/2" = 1' - 0"




3 SIGN FINISHES
SCALE: NTS



5 SIGN FINISHES - END VIEW
SCALE: 1/2" = 1' - 0"



4 SIGN FINISHES - ICON
SCALE: NTS



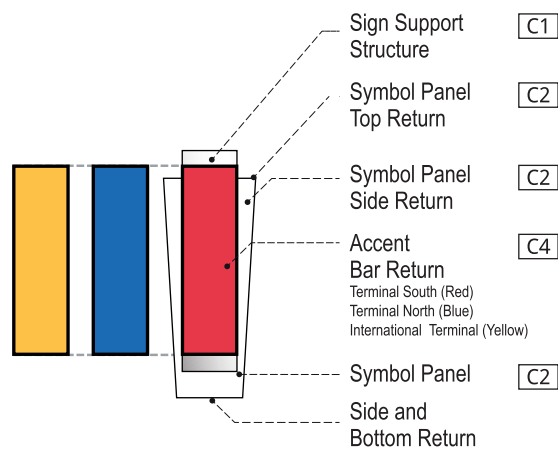
6 ELEVATION
SCALE: 1/2" = 1' - 0"

Identification ST-148

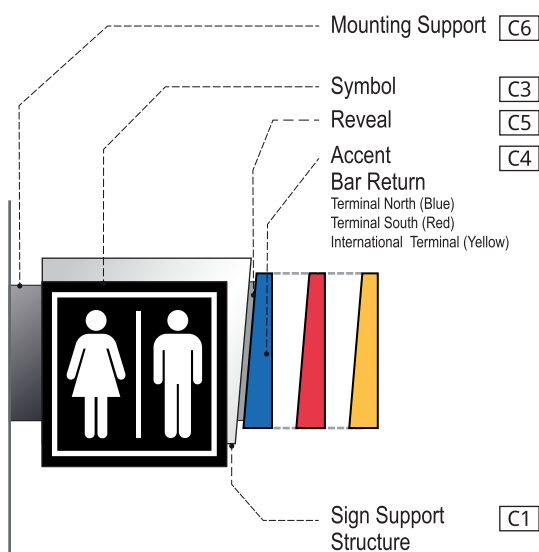
- Descriptions:** Primary Identification - Ceiling Mounted
- Dimensions:** 2'- 9" High x 17' - 0" Wide x 9" Depth
Dynamic Display Bar: 6" H x 6'- 8"W x 4" D
- Location:** Terminals. Primary circulation corridors at International Arrivals Lobby Entrance.
- Material:** Seamless fabricated aluminum sign panel
- Lettering:** 1. English - Gotham Book - 6" Cap height
2. Spanish - Gotham Book - 3" Cap height
- Symbology:** Refer to Section 1- Graphics Standards
- Colors:**
- [C1] • Circular Light Band
- 2" WHITE ACRYLIC : Translucent Sign Grade Polycarbonate
- INTERNAL ILLUMINATION : LED
 - [C2] • Sign Support Structure
- Seamless fabricated .125" ALUMINUM with all edges welded, grounded and sanded to a smooth finish.
 - [C3] • Identification Symbol
- Fabricated dimensional letters White acrylic (Sign Grade Translucent Polycarbonate)
- LED Internally illuminated.
 - [C4] • Identification Text
- Fabricated dimensional letters White acrylic (Sign Grade Translucent Polycarbonate)
- LED Internally illuminated.
 - [C5] • Identification Housing
- Seamless fabricated .125" ALUMINUM (satin brushed) with all edges welded, grounded and sanded to a smooth finish.
 - [C6] • Sign Panel Front corresponding to assigned accent colors for:
Terminal North - Pantone 2935 (Blue)
Terminal South - Pantone 1795 (Red)
International Terminal - Pantone 123 (Yellow)
- .25" clear acrylic with graphics on second surface
 - [C7] • Reveal
- Seamless fabricated .125" ALUMINUM with all edges welded, grounded and sanded to a smooth finish.
- ALUMINUM : Satin brushed
- Graphics :** Applied on clear acrylic on second surface
Mounting: Ceiling
Illumination: Internal
Remark: Dynamic messages will vary per Owner's request

2.0 SIGN TYPE TERMINALS

#	REVISION	DATE
1	Updated	2/18/16
2	Updated	3/11/16
3	Updated	4/30/16
4	Updated	08/03/17

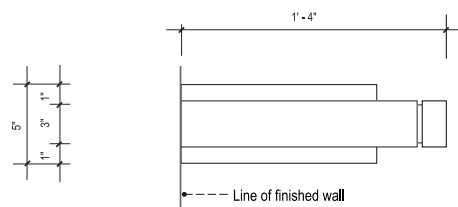


5 SIGN FINISHES - END VIEW
SCALE: NTS

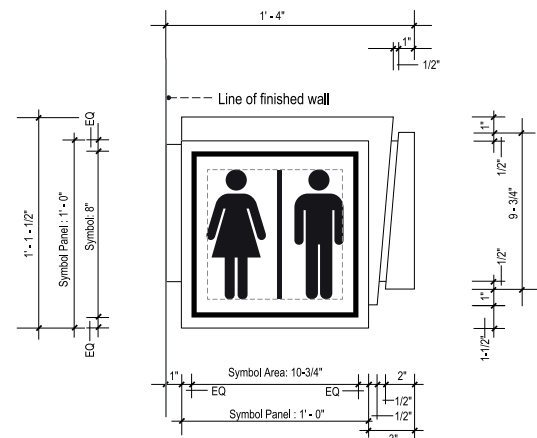


6 SIGN FINISHES
SCALE: NTS

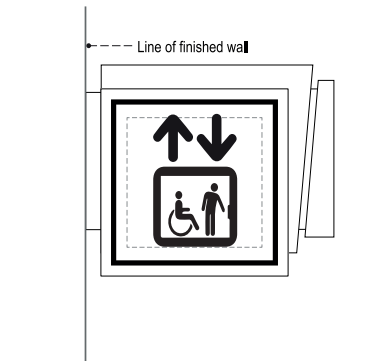
2.4 Sign Type Layouts



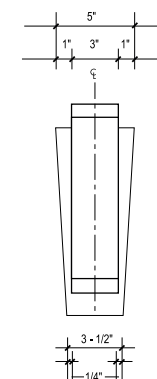
1 TOP VIEW
SCALE: 1-1/2" = 1' - 0"



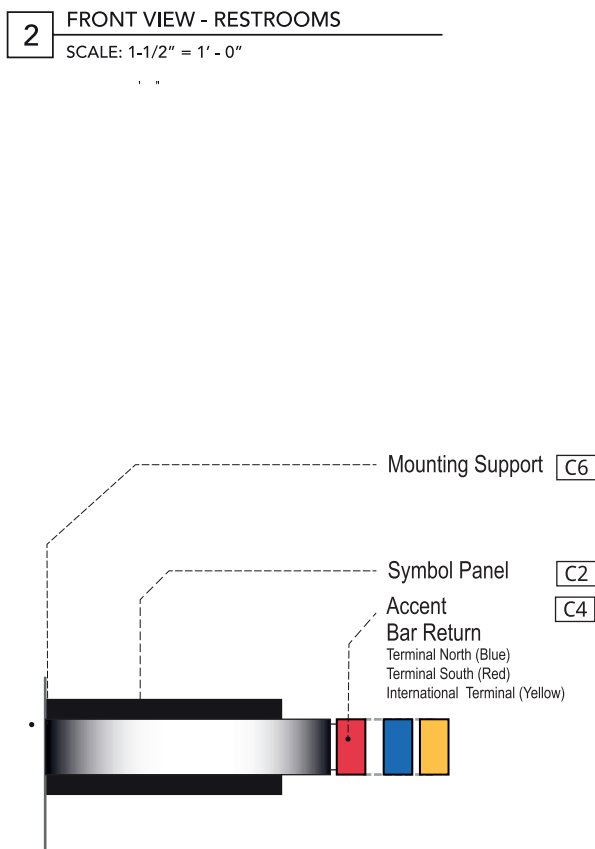
2 FRONT VIEW - RESTROOMS
SCALE: 1-1/2" = 1' - 0"



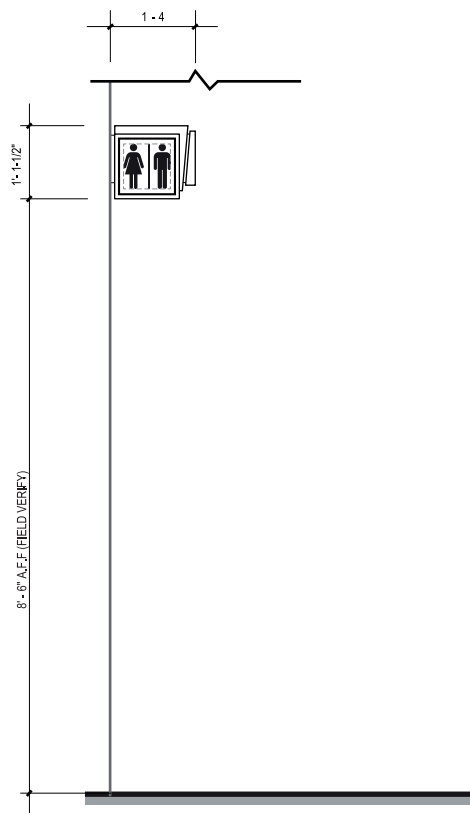
3 FRONT VIEW - ELEVATOR
SCALE: 1-1/2" = 1' - 0"



4 SIDE VIEW
SCALE: 1-1/2" = 1' - 0"



7 TOP VIEW
SCALE: 1-1/2" = 1' - 0"



8 ELEVATION
SCALE: 1-1/2" = 1' - 0"

Identification ST-150

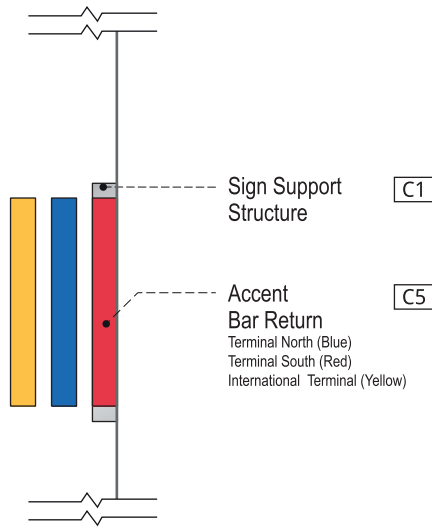
- Descriptions:** Secondary Identification
- Dimensions:** 1'- 1-1/2" High x 1' - 4" Wide x 5" Deep
- Location:** Concourses. Primary circulation corridors - perpendicular to the main pedestrian traffic flow.
- Material:** Seamless fabricated aluminum sign panel with removable symbol panels.
- Lettering:** N/A
- Symbology:** Refer to Section 1 - Graphics Standards
- Colors:**
- C1** • Sign Support Structure
 - Seamless fabricated .040 thick satin brushed aluminum
 - C2** • Symbol Panel
 - .25" thick seamless fabricated White acrylic (Sign Grade Polycarbonate) over layed with opaque Black vinyl
 - Internally illuminated
 - C3** • Symbol
 - Internally illuminated (White)
 - C4** • Accent Bars
 - .125" seamless bent acrylic with top and bottom caps. LED Internally illuminated.
 - Accent Bars (Translucent Sign Grade Polycarbonate) corresponding to assigned accent colors for:
 - Terminal North - Pantone 2935 (Blue)
 - Terminal South - Pantone 1795 (Red)
 - International Terminal - Pantone 123 (Yellow)
 - C5** • Reveal
 - Satin brushed aluminum
 - C6** • Mounting Support
 - Seamless fabricated .040 thick satin brushed aluminum

Graphics: N/A
Mounting: Flag Mounted
Illuminations: Internal
Remarks:

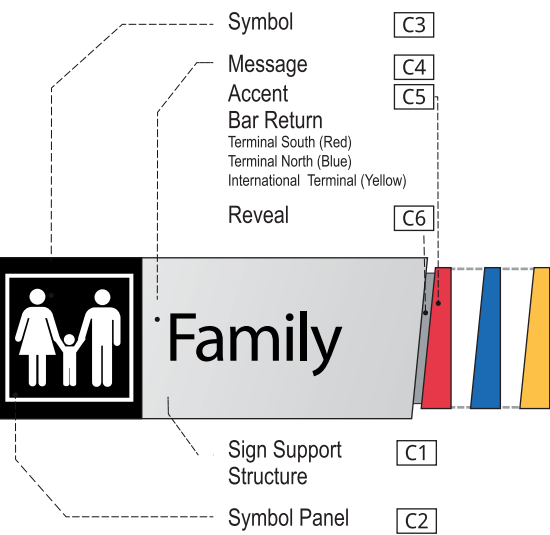
Note:
 1. Colors are not interchangeable, and cannot be substituted.

2.0 SIGN TYPE TERMINALS

#	REVISION	DATE
1	Updated	2/18/16
2	Updated	3/11/16
3	Updated	4/30/16
4	Updated	08/03/17




6 SIGN FINISHES
SCALE: NTS

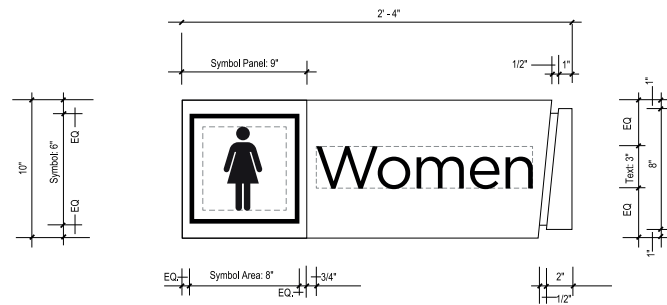


7 SIGN FINISHES
SCALE: NTS

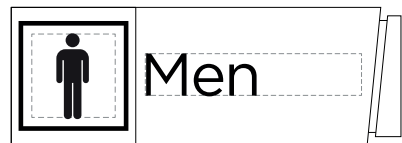
2.4 Sign Type Layouts



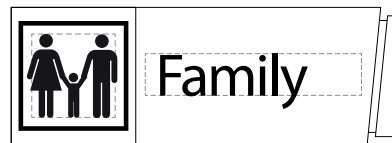
1 TOP VIEW
SCALE: 1 - 1/2" = 1' - 0"



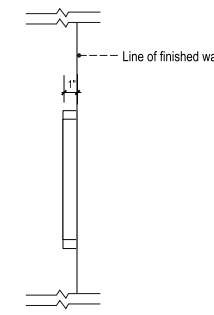
2 FRONT VIEW
SCALE: 1 - 1/2" = 1' - 0"



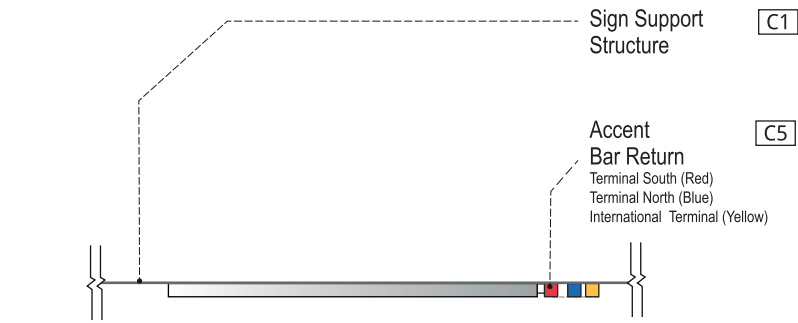
3 FRONT VIEW
SCALE: 1 - 1/2" = 1' - 0"



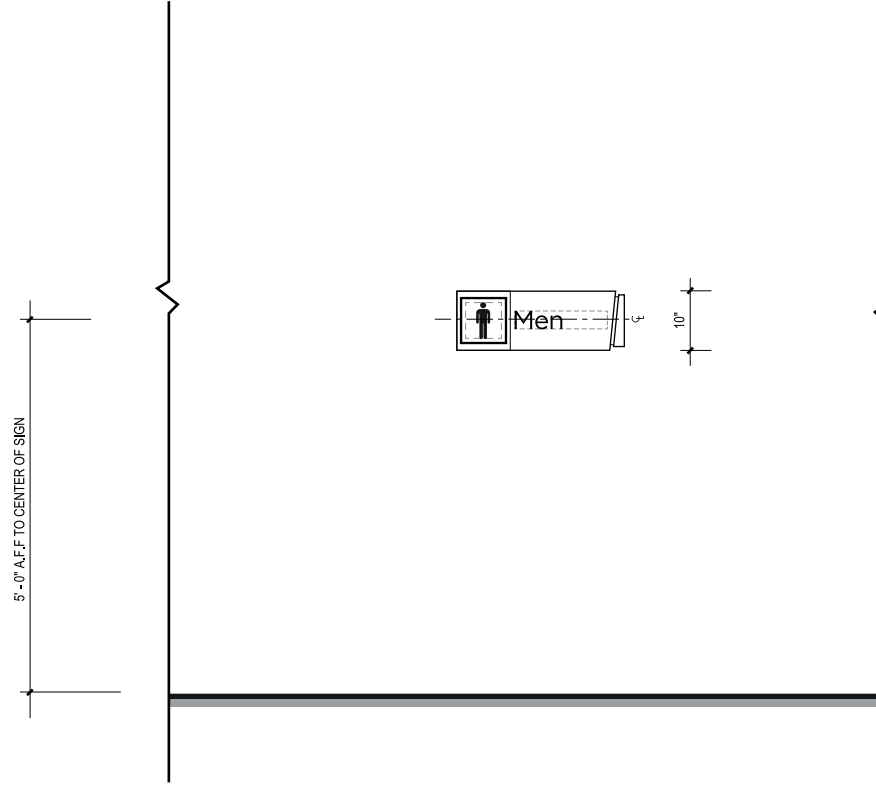
4 SIDE VIEW
SCALE: 1-1/2" = 1' - 0"



5 FRONT VIEW
SCALE: 1 - 1/2" = 1' - 0"



8 TOP VIEW
SCALE: 1 - 1/2" = 1' - 0"



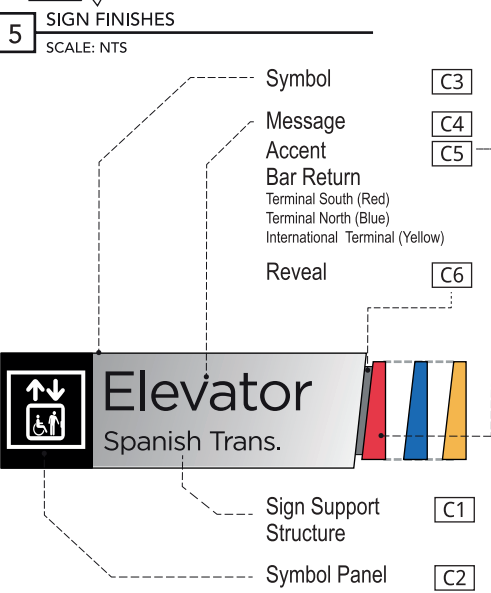
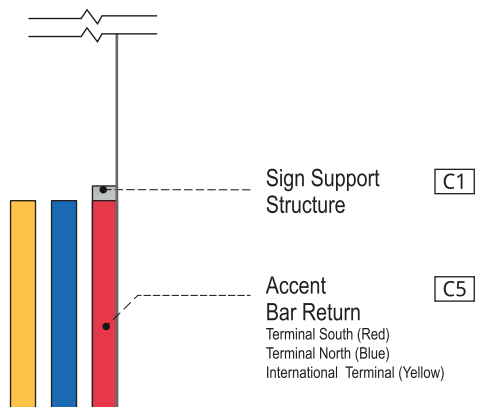
9 ELEVATION
SCALE: 1 - 1/2" = 1' - 0"

Identification ST-152

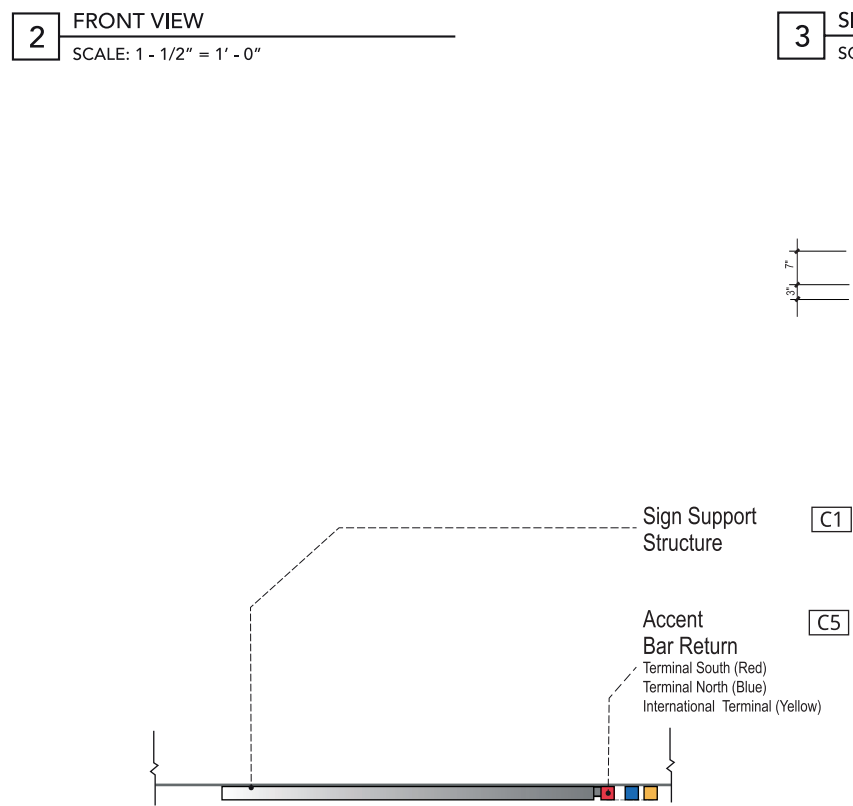
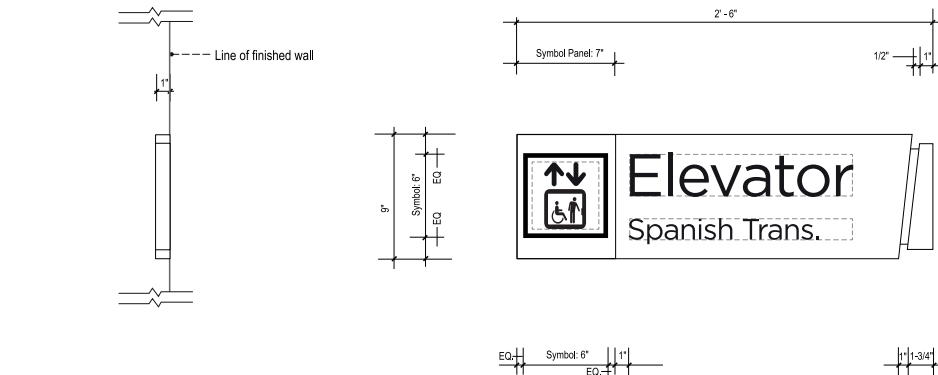
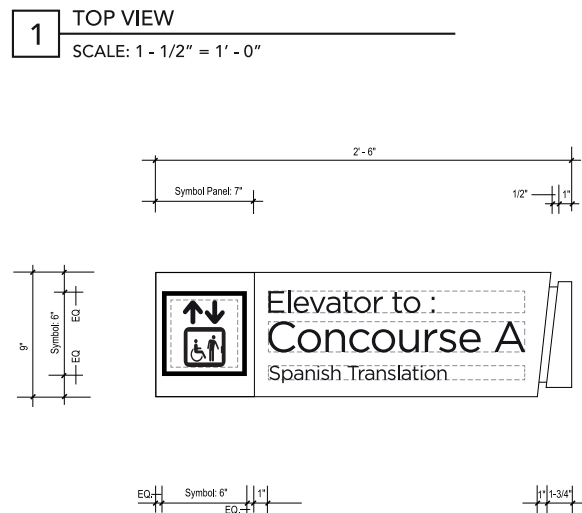
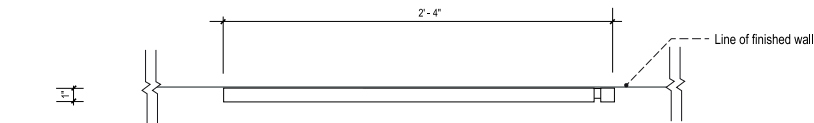
- Descriptions:** Secondary Identification
- Dimensions:** 10" High x 2' - 4" Wide x 1" Deep
- Location:** Terminals. Restrooms identification.
- Material:** Seamless fabricated Clear Acrylic.
- Lettering:** 1. English - Gotham Book - 3" Cap height
- Symbology:** Refer to Section 1 - Graphics Standards
- Colors:**
- C1 • Sign Panel
- Seamless fabricated .125" clear acrylic with all edges and return sanded to a smooth finish laminated with Satin brushed alluminum
 - C2 • Symbol Panel
- Black Vinyl
 - C3 • Symbol
- White Vinyl
 - C4 • Messages - English
- Black Vinyl
 - C5 • Accent Bar
- Seamless fabricated .125" clear acrylic with all edges and return sanded to a smooth finish. Polycarbonate) corresponding to assigned accent colors for:
Terminal North - Pantone 2935 (Blue)
Terminal South - Pantone 1795 (Red)
International Terminal - Pantone 123 (Yellow)
 - C6 • Reveal
- Seamless fabricated .125" clear acrylic with all edges and return sanded to a smooth finish laminated with Satin brushed alluminum
- Graphics:** N/A
- Mounting:** Wall Mounted
- Illuminations:** None
- Remarks:**

2.0 SIGN TYPE TERMINALS

#	REVISION	DATE
1	Updated	2/18/16
2	Updated	3/11/16
3	Updated	4/30/16
4	Updated	08/03/17



2.4 Sign Type Layouts



Identification ST-154

Descriptions: Secondary Identification

Dimensions: 7" High x 2' - 4" Wide x 1" Deep

Location: Terminals. Elevator identification.

Material: Seamless fabricated Clear Acrylic.

Lettering: 1. English - Gotham Book - 3" Cap height

Symbology: Refer to Section 1 - Graphics Standards

Colors:

- [C1] Sign Panel
 - Seamless fabricated .125" clear acrylic with all edges and return sanded to a smooth finish laminated with Satin brushed aluminum
- [C2] Symbol Panel
 - Black Vinyl
- [C3] Symbol
 - White Vinyl
- [C4] Messages - English
 - Black Vinyl
- [C5] Accent Bar
 - Seamless fabricated .125" clear acrylic with all edges and return sanded to a smooth finish. Polycarbonate) corresponding to assigned accent colors for:
 - Terminal North - Pantone 2935 (Blue)
 - Terminal South - Pantone 1795 (Red)
 - International Terminal - Pantone 123 (Yellow)
- [C6] Reveal
 - Seamless fabricated .125" clear acrylic with all edges and return sanded to a smooth finish laminated with Satin brushed aluminum

Graphics: N/A

Mounting: Wall Mounted

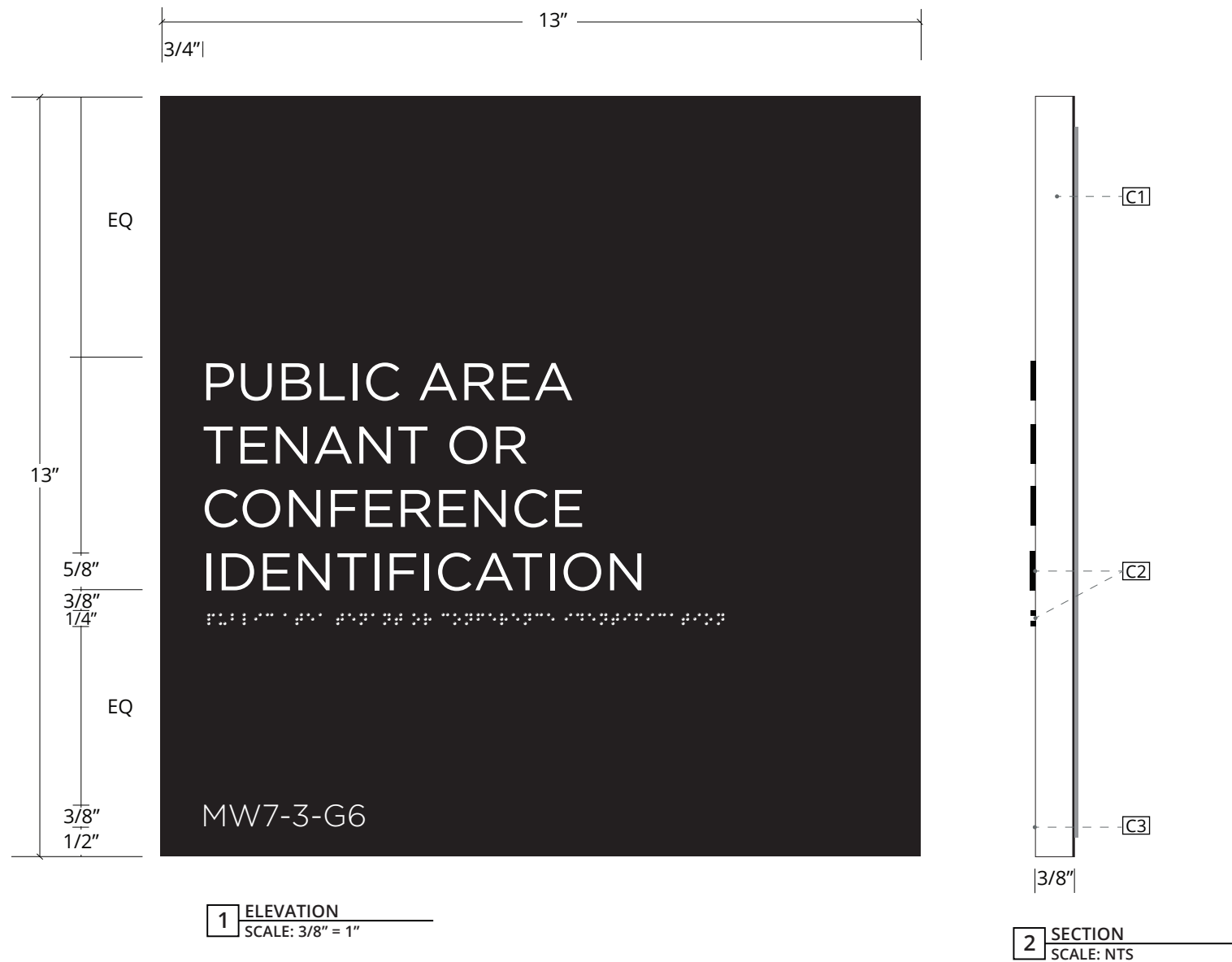
Illuminations: None

Remarks:

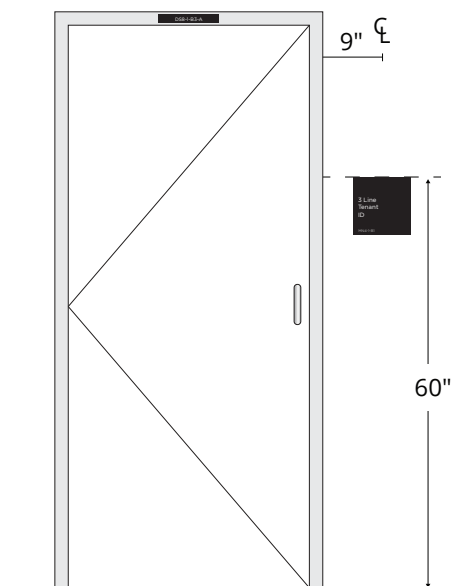
2.0 SIGN TYPE TERMINALS

REVISION	DATE
1 Updated	2/18/16
2 Updated	3/11/16
3 Updated	4/30/16
4 Updated	08/03/17
5 Updated	1/03/23

2.4 Sign Type Layouts



4 INSTALLATION DETAIL
SCALE: NTS



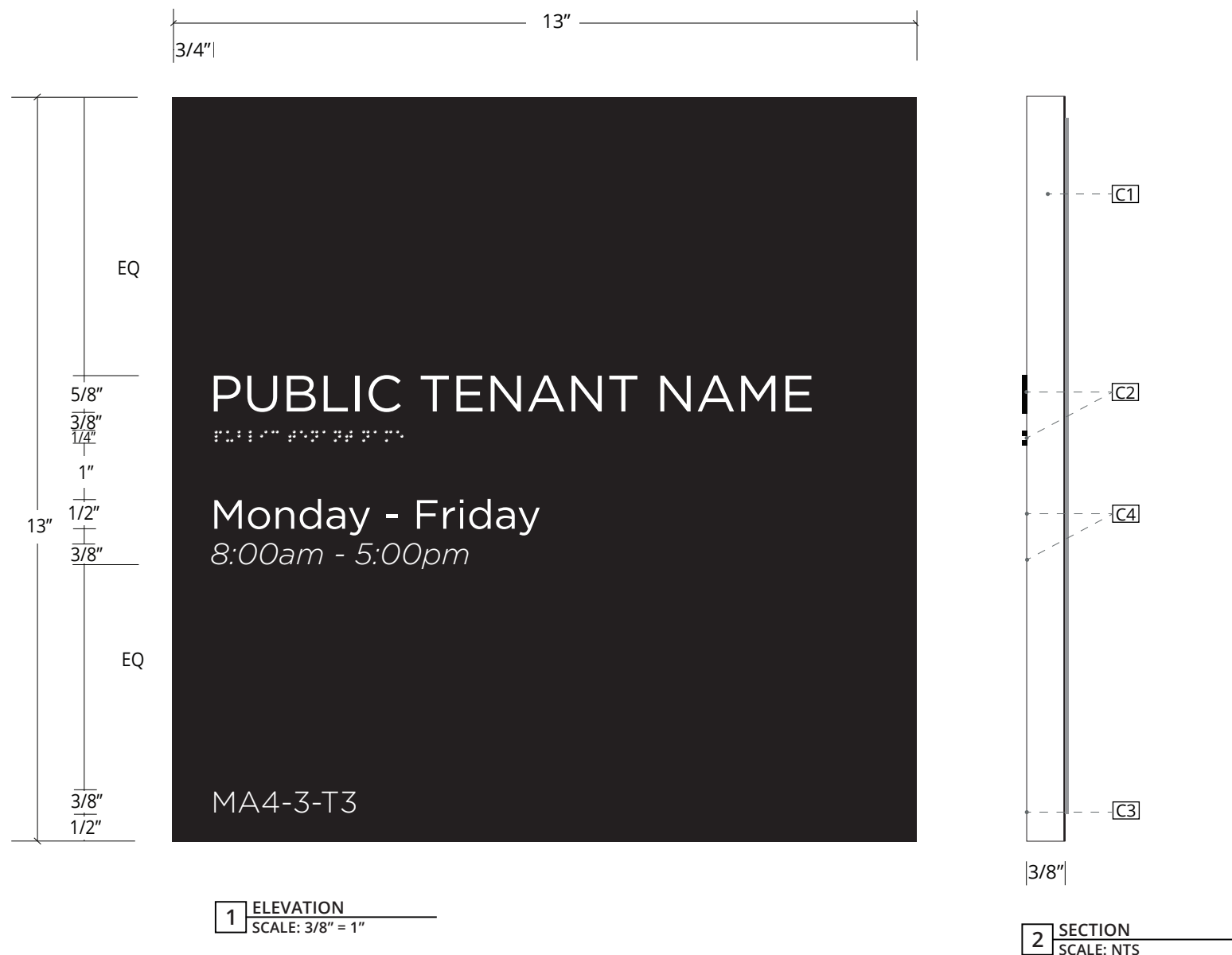
Identification ST-160

- Descriptions:** Secondary Identification
- Dimensions:** 13" H x 13" W x 3/8" D
- Location:** Public Tenant/Conference ID
- Material:** Non-glare Photopolymer
- Lettering:** Gotham Family
- Symbology:** n/a
- Colors:**
 - C1 • Sign Panel
3/8" non-glare photopolymer
Polished clear returns
2nd surface paint or vinyl - Black
 - C2 • Tactile Messages
5/8" Gotham Book Room/Tenant name-
Bright White
Grade 2 Braille - Clear
L 3/4", Center Message not including Braille
 - C3 • Non-Tactile Messages
3/8" Gotham Light GIS Room Number-
Bright White
Direct Print flatbed process
B 1/2", L 3/4"
- Mounting:** Wall Mounted
- Illuminations:** No
- Remarks:** VHB and Silicone, as req'd
On glass, include 1st surface Black Vinyl Backer

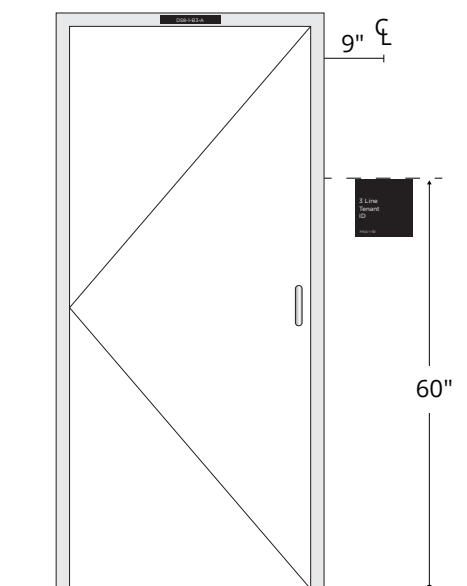
2.0 SIGN TYPE TERMINALS

#	REVISION	DATE
1	Updated	2/18/16
2	Updated	3/11/16
3	Updated	4/30/16
4	Updated	08/03/17
5	Updated	1/03/23

2.4 Sign Type Layouts



4 INSTALLATION DETAIL
SCALE: NTS



3 LAYOUTS
SCALE: 1/8" = 1"



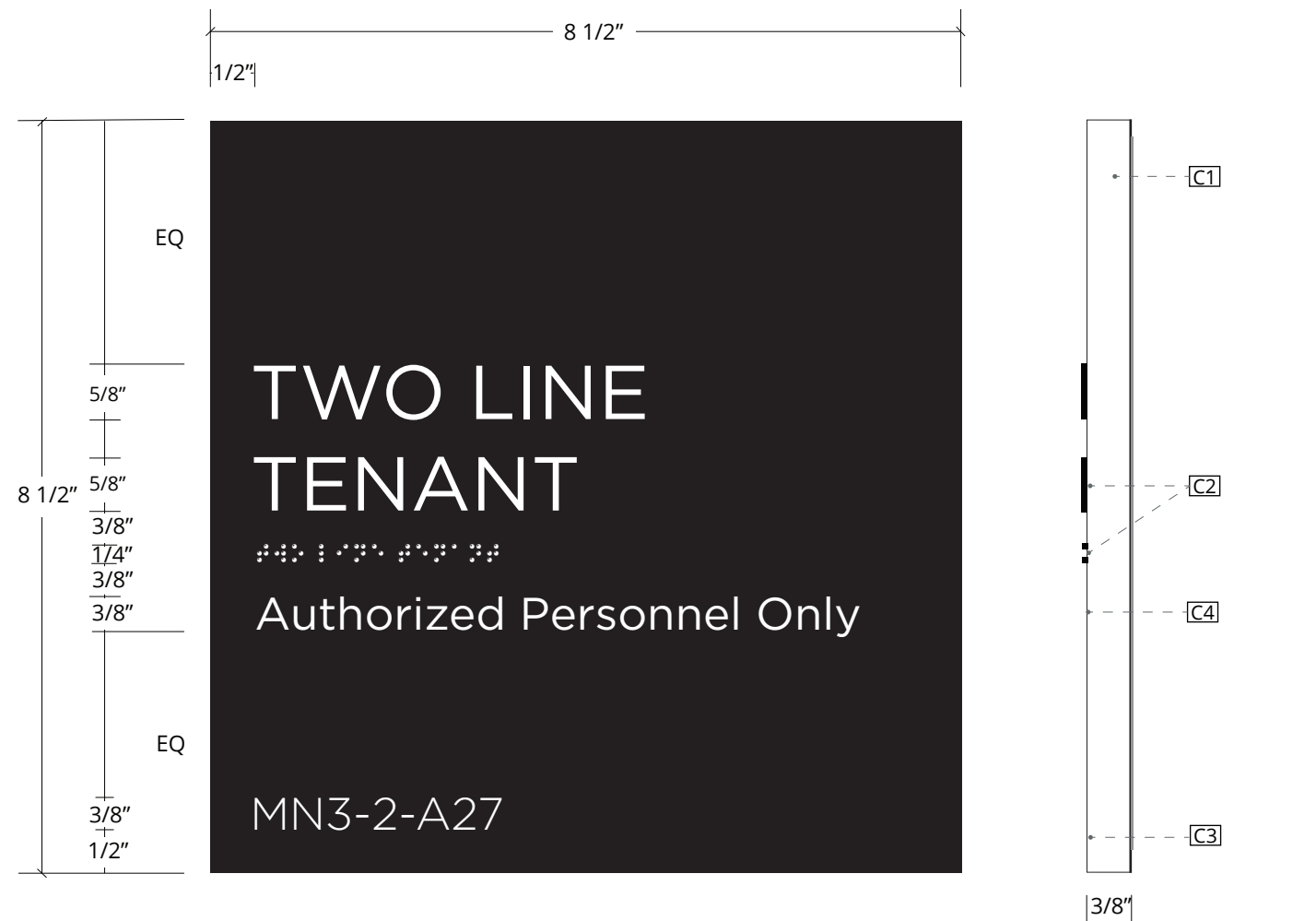
Identification ST-161

- Descriptions:** Secondary Identification
- Dimensions:** 13" H x 13" W x 3/8" D
- Location:** Public Tenant/Conference ID w/Subtext
- Material:** Non-glare Photopolymer
- Lettering:** Gotham Family
- Symbology:** n/a
- Colors:**
- C1** • Sign Panel
3/8" non-glare photopolymer
Polished clear returns
2nd surface paint or vinyl - Black
 - C2** • Tactile Messages
5/8" Gotham Book Room/Tenant name-
Bright White
Grade 2 Braille - Clear
L 3/4", Center Message including Braille
 - C3** • Non-Tactile Messages
3/8" Gotham Light GIS Room Number-
Bright White
Direct Print flatbed process
B 1/2", L 3/4"
 - C4** • Non-Tactile Messages
1/2" Gotham Book - Title Subtext
3/8" Gotham Light Italic- Info Subtext
Bright White
Direct Print flatbed process
L 3/4", 1" below Braille
If more than one line of Subtext,
space 3/4" between line groups
- Mounting:** Wall Mounted
- Illuminations:** n/a
- Remarks:** VHB and Silicone, as req'd
On glass, include 1st surface Black Vinyl Backer

2.0 SIGN TYPE TERMINALS

REVISION	DATE
1 Updated	2/18/16
2 Updated	3/11/16
3 Updated	4/30/16
4 Updated	08/03/17
5 Updated	1/03/23

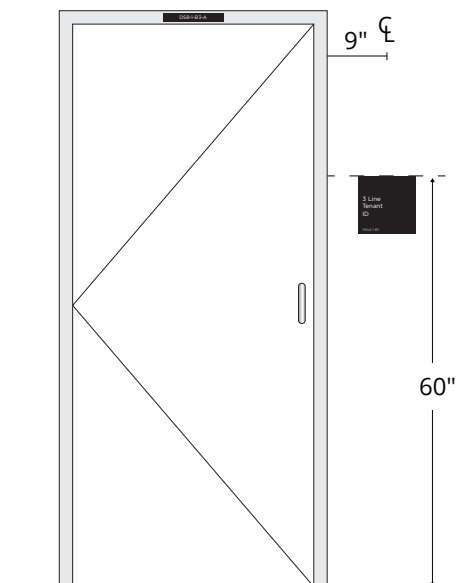
2.4 Sign Type Layouts



Identification ST-162

Descriptions: Secondary Identification
Dimensions: 8 1/2" H x 8 1/2" W x 3/8" D
Location: Non-Public Tenant ID
Material: Non-glare Photopolymer
Lettering: Gotham Family
Symbology: n/a
Colors:
 C1 • Sign Panel
 3/8" non-glare photopolymer
 Polished clear returns
 2nd surface paint or vinyl - Black
 C2 • Tactile Messages
 5/8" Gotham Book Room/Tenant name-
 Bright White
 Grade 2 Braille - Clear
 L 1/2", Center Message not including Braille
 C3 • Non-Tactile Messages
 3/8" Gotham Light GIS Room Number-
 Bright White
 Direct Print flatbed process
 B 1/2", L 1/2"
 C4 • Non-Tactile Messages
 1/2" Gotham Book APO
 Bright White
 Direct Print flatbed process
 L 1/2", 3/8" below Braille
Mounting: Wall Mounted
Illuminations: n/a
Remarks: VHB and Silicone, as req'd
 On glass, include 1st surface Black Vinyl Backer

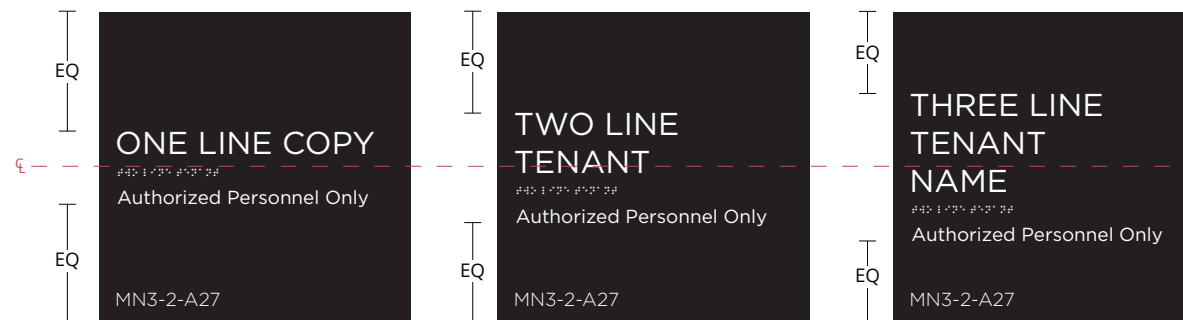
4 INSTALLATION DETAIL
SCALE: NTS



1 ELEVATION
SCALE: 1/2" = 1"

2 SECTION
SCALE: NTS

3 LAYOUTS
SCALE: NTS



2.0 SIGN TYPE TERMINALS

#	REVISION	DATE
1	Updated	2/18/16
2	Updated	3/11/16
3	Updated	4/30/16
4	Updated	08/03/17
5	Updated	1/03/23

2.4 Sign Type Layouts



Identification ST-163

Descriptions: Secondary Identification

Dimensions: 8 1/2" H x 8 1/2" W x 3/8" D

Location: Room ID

Material: Non-glare Photopolymer

Lettering: Gotham Family

Symbology: n/a

Colors:

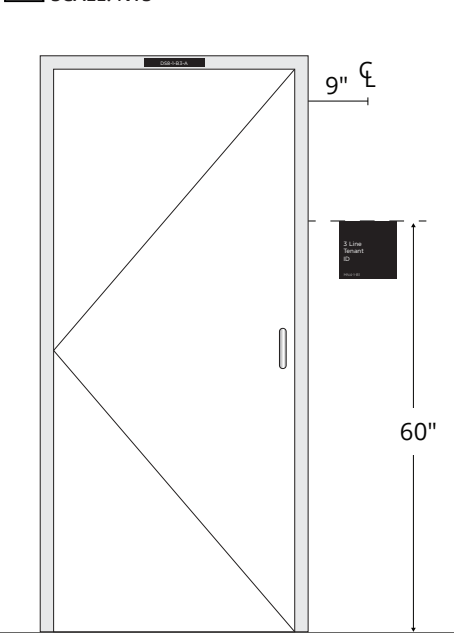
- C1 • Sign Panel
3/8" non-glare photopolymer
Polished clear returns
2nd surface paint or vinyl - Black
- C2 • Tactile Messages
5/8" Gotham Book Room name-
Bright White
Grade 2 Braille - Clear
L 1/2", Center Message not including Braille
- C3 • Non-Tactile Messages
3/8" Gotham Light GIS Room Number-
Bright White
Direct Print flatbed process
B 1/2", L 1/2"

Mounting: Wall Mounted

Illuminations: n/a

Remarks: VHB and Silicone, as req'd
On glass, include 1st surface Black Vinyl Backer

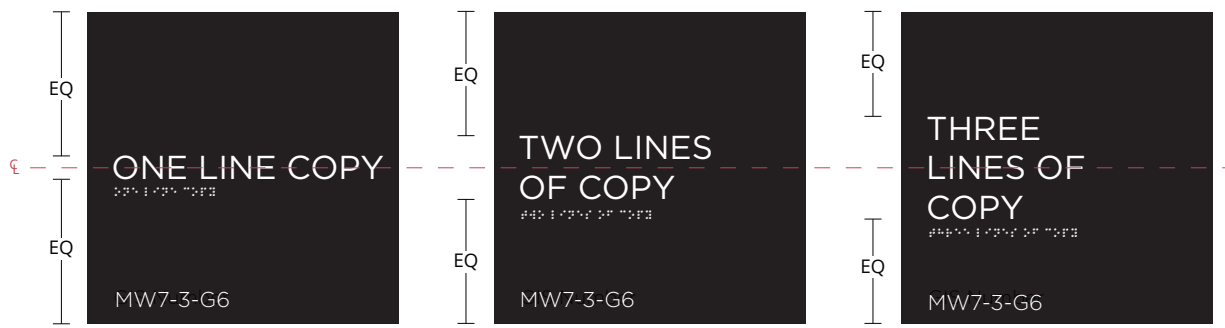
4 INSTALLATION DETAIL



1 ELEVATION
SCALE: 1/2" = 1"

2 SECTION
SCALE: NTS

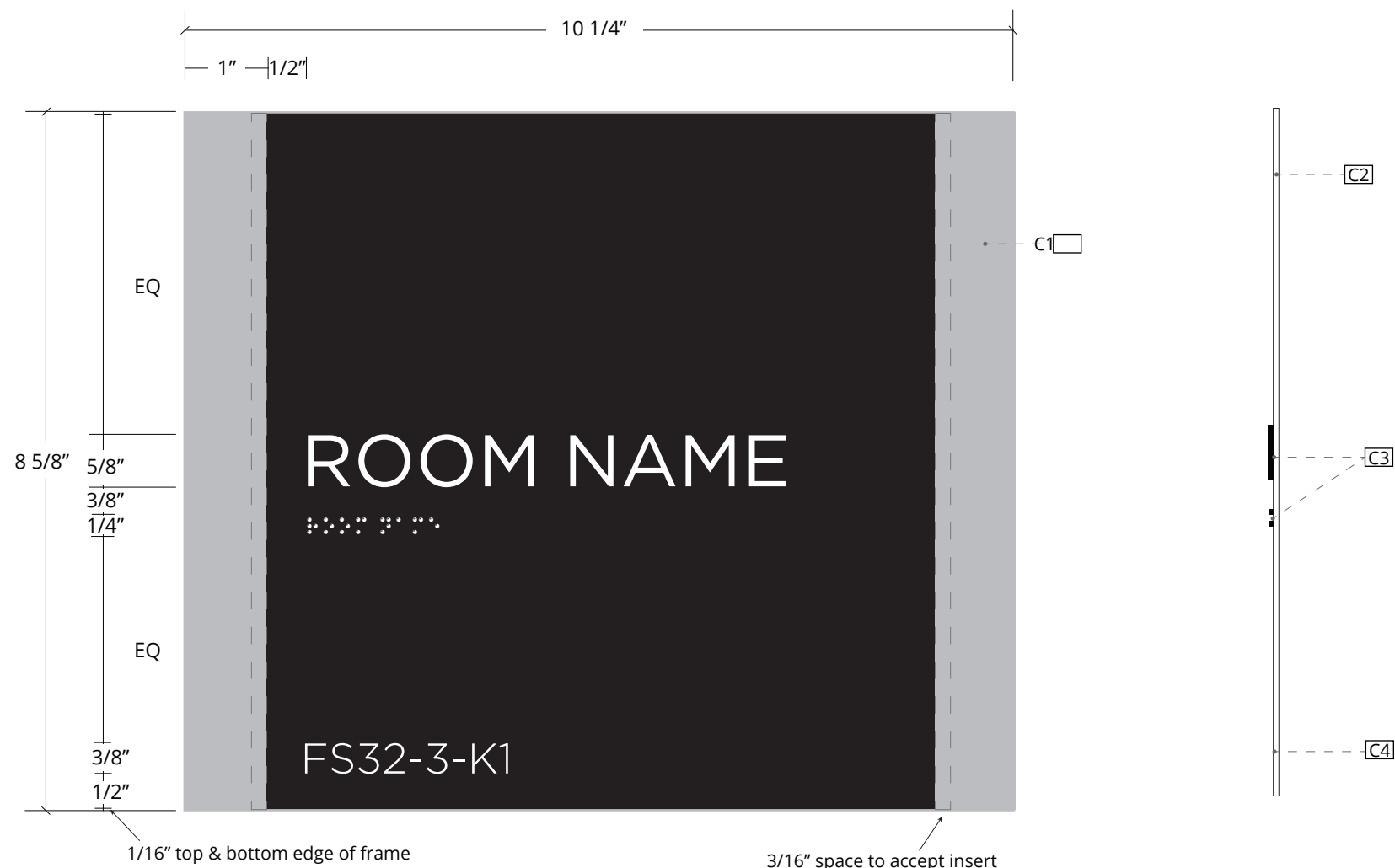
3 LAYOUTS
SCALE: NTS



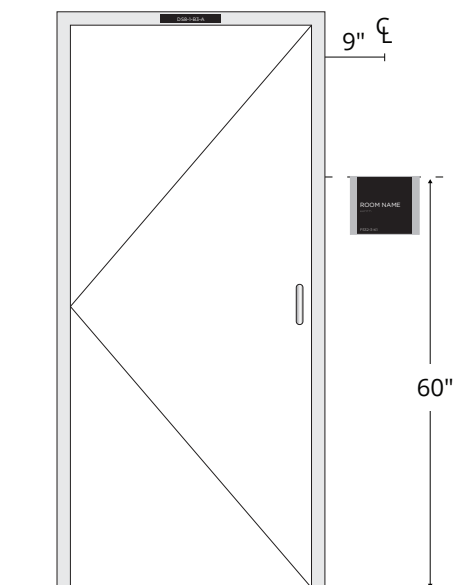
2.0 SIGN TYPE TERMINALS

#	REVISION	DATE
1	Updated	2/18/16
2	Updated	3/11/16
3	Updated	4/30/16
4	Updated	08/03/17
5	Updated	1/03/23

2.4 Sign Type Layouts



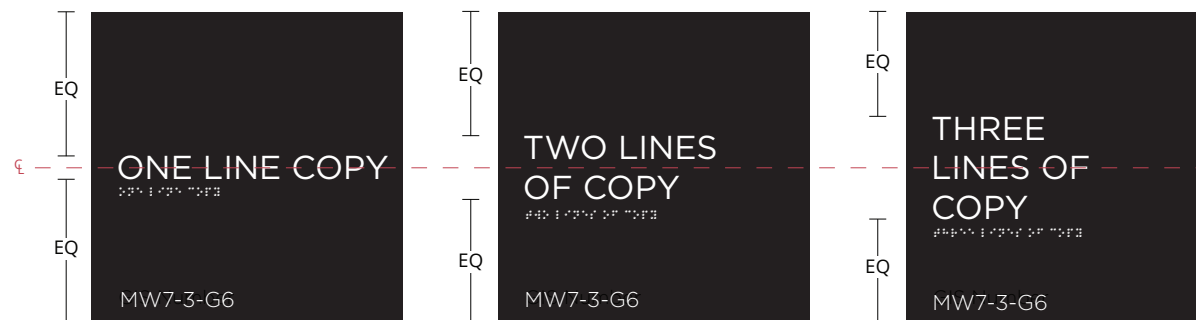
4 INSTALLATION DETAIL
SCALE: NTS



1 ELEVATION
SCALE: 1/2" = 1"

2 INSERT SECTION
SCALE: NTS

3 INSERT LAYOUTS
SCALE: NTS



Identification ST-163-S

Descriptions: Secondary Identification - Satellite Facility
Dimensions: 8 5/8" H x 10 1/4" W x 1 1/8" D
Location: Room ID - Satellite Facility
Material: Aluminum Frame with Photopolymer Insert
Lettering: Gotham Family
Symbology: n/a

- Colors:**
- C1** • Frame
APCO Arcadia Series 1000 ARH85-215 Natural Satin Anodized
 - C2** • Sign Panel
8 1/2" x 8 1/2" visible insert face x 1/16" non-glare photopolymer or 3D Direct Print Graphics Black
 - C3** • Tactile Messages
5/8" Gotham Book room name Bright White
Grade 2 Braille - Black
L 1/2", Center Message not including Braille
 - C3** • Non-Tactile Messages
3/8" Gotham Light GIS Room Number-Bright White
Direct Print flatbed process
B 1/2", L 1/2"

Mounting: Wall Mounted
Illuminations: n/a
Remarks: VHB and Silicone, as req'd
 On glass, include 1st surface Black Vinyl Backer


Note: The left spacing measurement does NOT include the 3/16" gap that holds the sign panel in place

Replacement Sign Panels: ST 163-SA

2.0 SIGN TYPE TERMINALS

REVISION	DATE
1 Updated	2/18/16
2 Updated	3/11/16
3 Updated	4/30/16
4 Updated	08/03/17
5 Updated	1/03/23

2.4 Sign Type Layouts

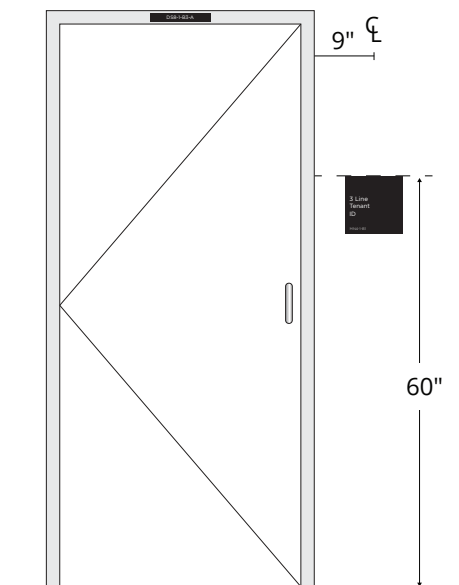


Identification ST-164

Descriptions: Secondary Identification
Dimensions: 8 1/2" H x 8 1/2" W x 3/8" D
Location: Room ID with Pictogram
Material: Non-glare Photopolymer
Lettering: Gotham Family
Symbology: Refer to Section 1 - Graphics Standards
Colors: C1 • Sign Panel
 3/8" non-glare photopolymer
 Polished clear returns
 2nd surface paint or vinyl - Black
 C2 • Tactile Messages
 5/8" Gotham Book Room name-
 Bright White
 Grade 2 Braille - Clear
 L 1/2", Center Message not including Braille
 Pictogram - 4" to 2" height
 Bright White
 C3 • Non-Tactile Messages
 3/8" Gotham Light GIS Room Number-
 Bright White
 Direct Print flatbed process
 B 1/2", L 1/2"

Mounting: Wall Mounted
Illuminations: n/a
Remarks: VHB and Silicone, as req'd
 On glass, include 1st surface Black Vinyl Backer

4 INSTALLATION DETAIL
SCALE: NTS



1 ELEVATION
SCALE: 1/2" = 1"

2 SECTION
SCALE: NTS


3 LAYOUTS
SCALE: NTS



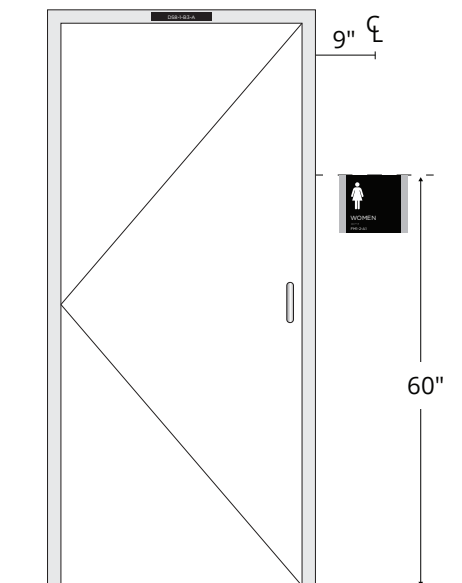
2.0 SIGN TYPE TERMINALS

REVISION	DATE
1 Updated	2/18/16
2 Updated	3/11/16
3 Updated	4/30/16
4 Updated	08/03/17
5 Updated	1/03/23

2.4 Sign Type Layouts



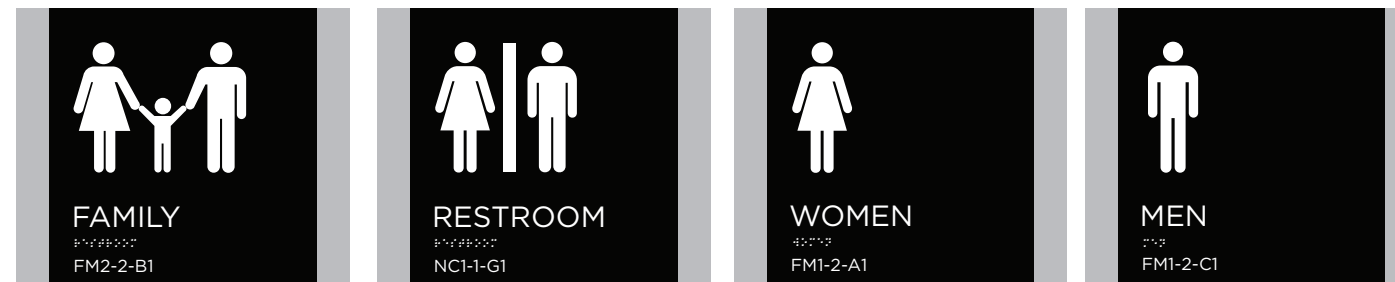
4 INSTALLATION DETAIL
SCALE: NTS



1 ELEVATION
SCALE: 1/2" = 1"

2 INSERT SECTION
SCALE: NTS

3 LAYOUTS
SCALE: NTS



Identification ST-164-S

Descriptions: Secondary Identification - Satellite Facility
Dimensions: 8 5/8" H x 10 1/4" W x 1 1/8" D
Location: Room ID with Pictogram - Satellite Facility
Material: Aluminum Frame with Photopolymer Insert
Lettering: Gotham Family
Symbology: Refer to Section 1 - Graphics Standards

- Colors:**
- C1** • Frame
APCO Arcadia Series 1000 ARH85-215
Natural Satin Anodized
 - C2** • Sign Panel
8 1/2" x 8 1/2" visible insert face x 1/16" non-glare photopolymer or 3D Direct Print Graphics Black
 - C3** • Tactile Messages
5/8" Gotham Book room name
4", 3", 2" DOA Pictogram
Bright White
Grade 2 Braille - Black
L 1/2"
 - C4** • Non-Tactile Messages
3/8" Gotham Light GIS Room Number-
Bright White
Direct Print flatbed process
B 1/2", L 1/2"

Mounting: Wall Mounted
Illuminations: n/a
Remarks: VHB and Silicone, as req'd
 On glass, include 1st surface Black Vinyl Backer

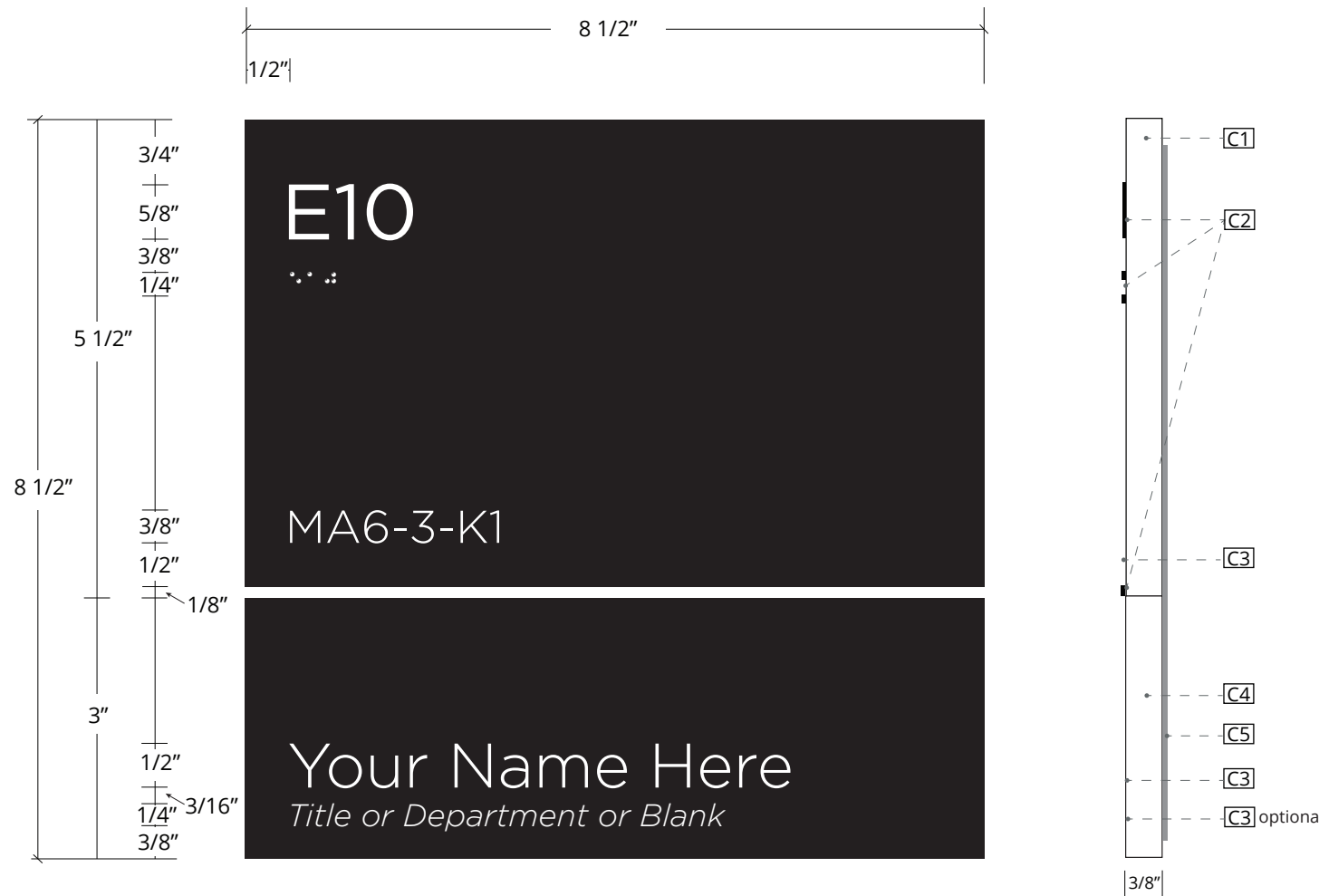
Note: The left spacing measurement does NOT include the 3/16" gap that holds the sign panel in place

Replacement Sign Panels: ST 164-SA

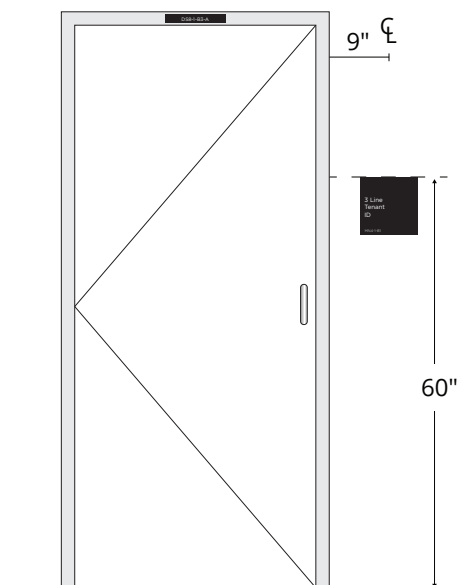
2.0 SIGN TYPE TERMINALS

#	REVISION	DATE
1	Updated	2/18/16
2	Updated	3/11/16
3	Updated	4/30/16
4	Updated	08/03/17
5	Updated	1/03/23

2.4 Sign Type Layouts



4 INSTALLATION DETAIL
SCALE: NTS



1 ELEVATION
SCALE: 1/2" = 1"

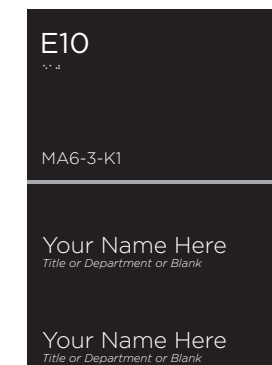
Sign Type 165-A
Replacement Name Insert



2 SECTION
SCALE: NTS

3 MULTIPLE OCCUPANCY
SCALE: NTS

Sign Type 165-2
Double Occupancy



Identification **ST-165**

- Descriptions:** Secondary Identification
- Dimensions:** 8 1/2" H x 8 1/2" W x 3/8" D
- Location:** Office ID
- Material:** Non-glare Photopolymer
- Lettering:** Gotham Family
- Symbology:** n/a
- Colors:**
- C1** • Upper Sign Panel
3/8" non-glare photopolymer
Polished clear returns
2nd surface paint or vinyl - Black
1/16" Foam Tape
 - C2** • Tactile Messages
5/8" Gotham Book Room Number-
Bright White
T 3/4", L 1/2"
Grade 2 Braille - Clear
1/8" Rule line - Bright White
 - C3** • Non-Tactile Messages
3/8" Gotham Light GIS Room Number-
Bright White
Direct Print flatbed process
B 1/2", L 1/2"
Nameplate - **ST165-A**
1/2" Gotham Book - Name
1/4" Gotham Light Italic - Title/Dept/Blank
 - C4** • Lower Sign Panel-Nameplate
3/8" non-glare clear acrylic
clear polished returns
2nd surface painted or Black vinyl
1/16" Magnetic Tape Backing
 - C5** • Stepped-In Backplate
8" x 8" x .036" galvanized steel

Mounting: Wall Mounted
Illuminations: n/a
Remarks: VHB and Silicone, as req'd
On glass, include 1st surface Black Vinyl Backer

*note: in cases where 2 names are required,
mfg 11" x 8" 20 guage galvanized steel backplate

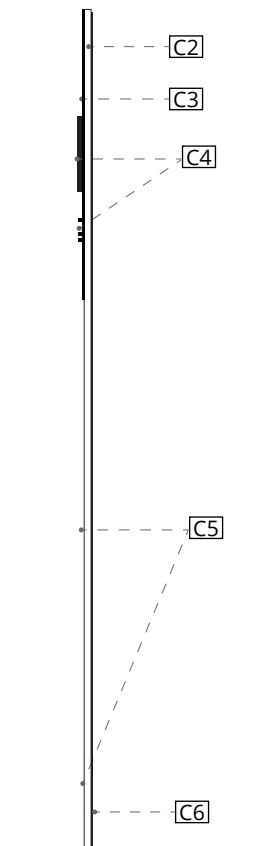
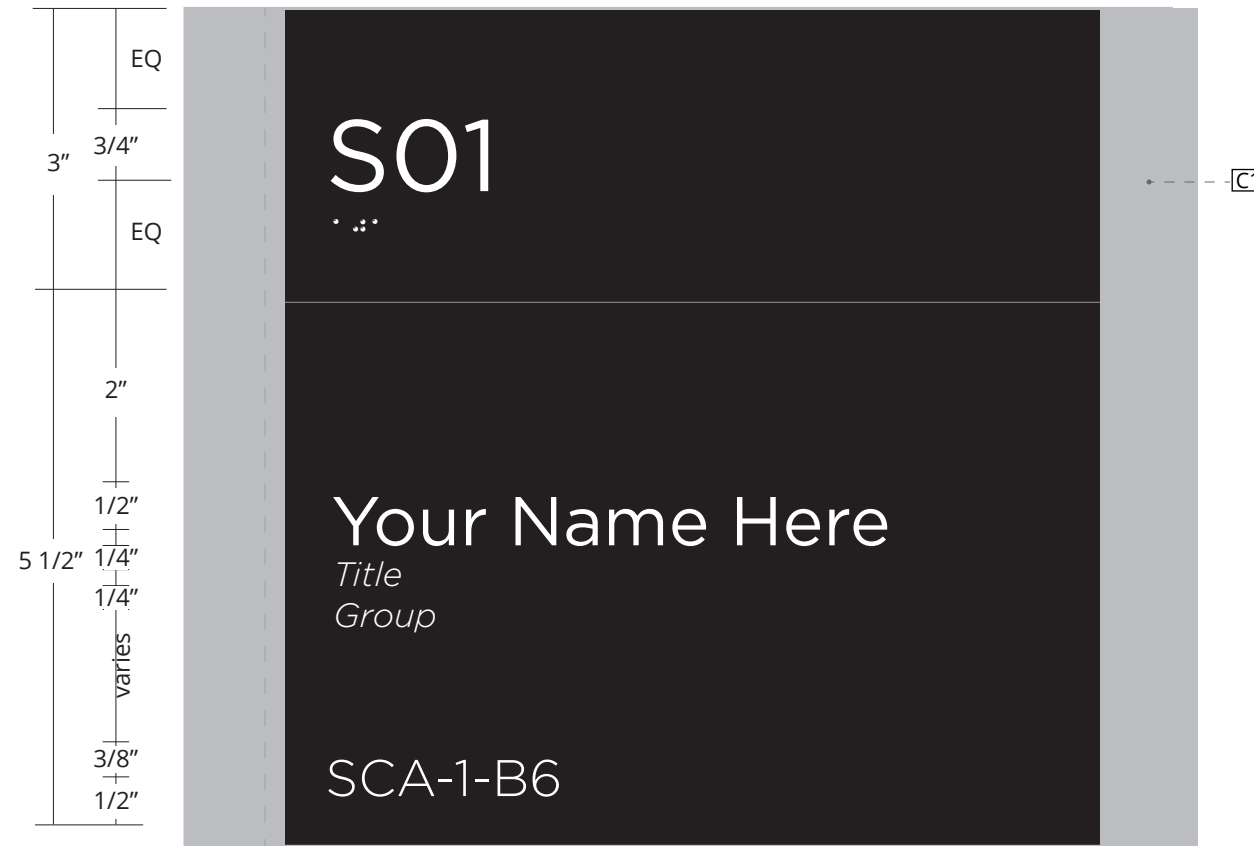
In cases where of adding to existing sign, install
metal backplate butted against bottom of sign

No more than 4 total names per office

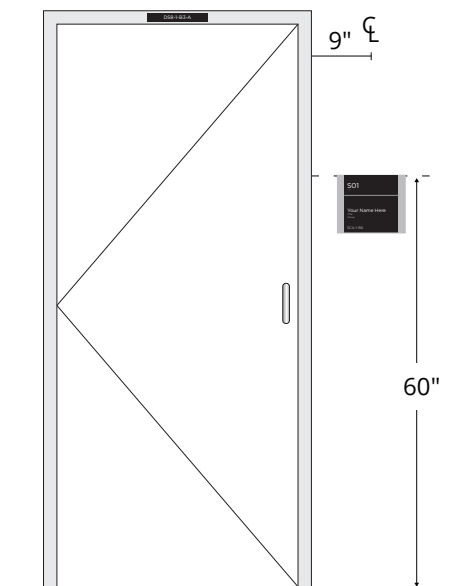
2.0 SIGN TYPE TERMINALS

#	REVISION	DATE
1	Updated	2/18/16
2	Updated	3/11/16
3	Updated	4/30/16
4	Updated	08/03/17

2.4 Sign Type Layouts



4 INSTALLATION DETAIL
SCALE: NTS



1/2" Visible dimension
Insert tucked behind frame 3/16" each side

1 ELEVATION
SCALE: 1/2" = 1"

2 SECTION
SCALE: NTS

Identification ST-165-S

- Descriptions:** Secondary Identification - Satellite Facility
- Dimensions:** 8 5/8" H x 10 1/4" W x 1 1/8" D
- Location:** Office ID - Satellite Facility
- Material:** Aluminum Frame w/Lens and ADA Insert
- Lettering:** Gotham Family
- Symbology:** n/a
- Colors:**
 - C1** • Frame
APCO Arcadia Series 1000 ARH85-215 Natural Satin Anodized which includes blank clear lens
 - C2** • Printed Clear Lens
8 1/2" x 8 1/2" x .030 visible translucent clear lens
1st surface direct print GIS room number Bright White
B=1/2", T= 1/2"
 - C3** • ADA Sign Panel
3" x 8 1/2" x .020 photopolymer header adhered to clear lens
Black
 - C4** • Tactile Messages
3/4 Gotham Book room number
Bright White
Grade 2 Braille - Black
L 1/2"
 - C5** • Non-Tactile Messages
3/8" Gotham Light GIS Room Number
1/2" Gotham Book Name
1/4" Gotham Light Italic optional Title/Dept
Bright White
Direct Print flatbed process
L 1/2"
 - C6** • Name Insert - **ST 165-SA**
8 1/2" x 8 1/2" x .015 painted polyester
Black
1st surface direct print Name//Title/Dept

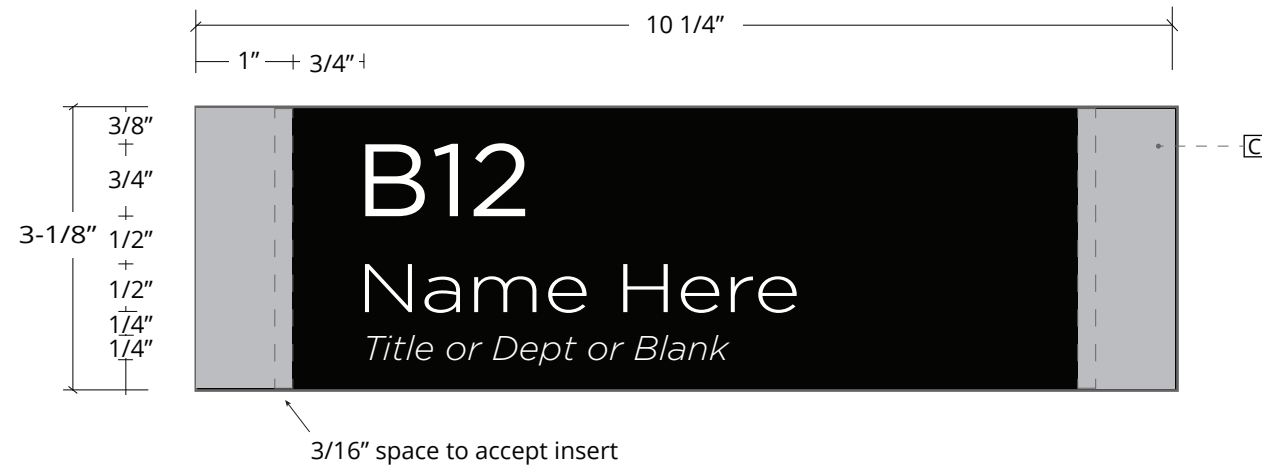
Mounting: Wall Mounted
Illuminations: n/a
Remarks: VHB and Silicone, as req'd
On glass, include 1st surface Black Vinyl Backer

Note: The left spacing measurement does NOT include the 3/16" gap that holds the sign panel in place


2.0 SIGN TYPE TERMINALS

#	REVISION	DATE
1	Updated	2/18/16
2	Updated	3/11/16
3	Updated	4/30/16
4	Updated	08/03/17
5	Updated	1/03/23


2.4 Sign Type Layouts



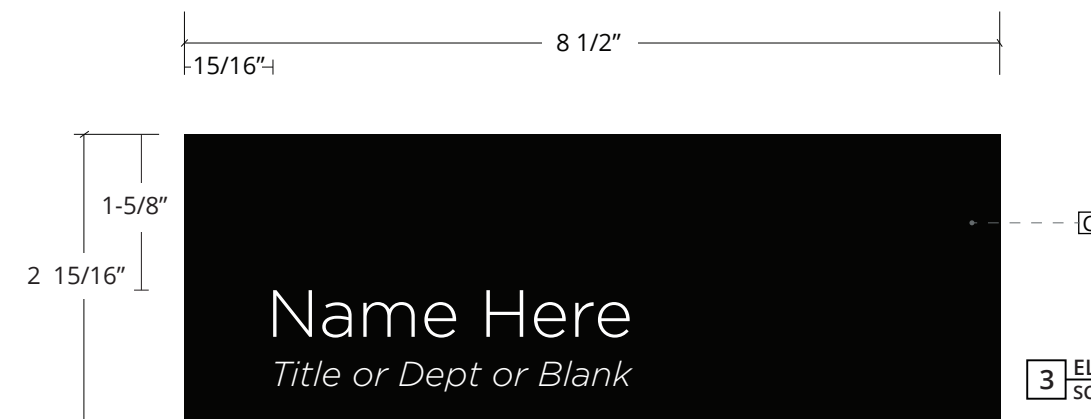
1 ELEVATION - COMPLETE SIGN
SCALE: 1/2" = 1"



5 EXPLODED VIEW
SCALE: NTS

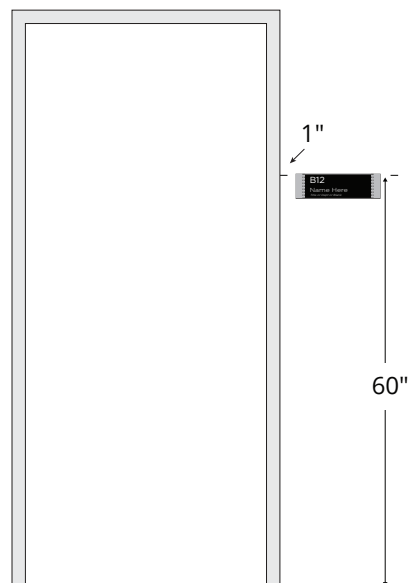


2 ELEVATION - CLEAR LENS
SCALE: 1/2" = 1"



3 ELEVATION - NAME INSERT
SCALE: 1/2" = 1"

4 INSTALLATION DETAIL
SCALE: NTS



Identification ST-166

- Descriptions:** Secondary Identification
- Dimensions:** 3 1/8" H x 10 1/4" W x 1 1/8" D
- Location:** Cubicle ID
- Material:** Aluminum Frame with Acrylic Lens/Insert
- Lettering:** Gotham Family
- Symbology:** n/a
- Colors:**
- C1** • Frame
APCO Arcadia Series 1000 ARH75-215
Natural Satin Anodized which includes
blank clear lens
 - C2** • Printed Clear Lens
.030" translucent matte clear lens
1st surface direct print
3/4" Gotham Book room number
Bright White
T 3/8", L 15/16"
 - C3** • Name Insert
.015 painted polyester, Black
1st surface direct print
1/2" Gotham Book - Name
1/4" Gotham Light Italic - Title/Dept/Blank

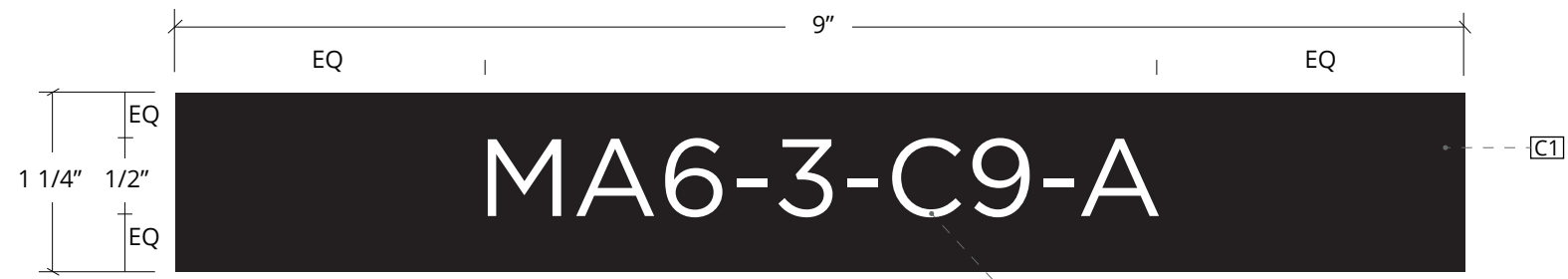
- Mounting:** Wall Mounted
- Illuminations:** n/a
- Remarks:** On fabric, Metal Fang Installation
On hard wall, VHB and Silicone, as req'd
On glass, include 1st surface Black Vinyl
Backer
- Location based on project drawings-
varies

Replacement Name Insert: ST 166-A
Replacement Printed Lens - ST166-B

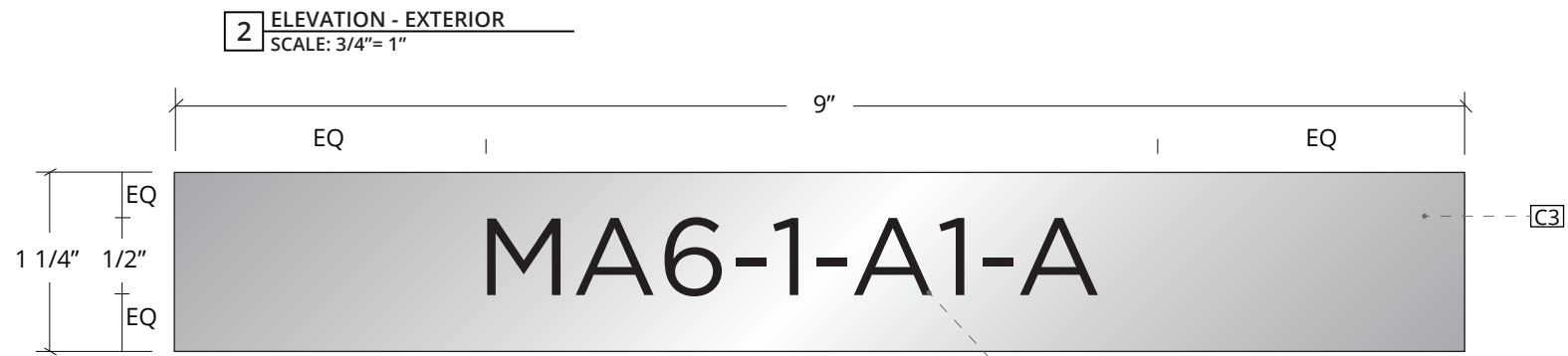
2.0 SIGN TYPE TERMINALS

#	REVISION	DATE
1	Updated	2/18/16
2	Updated	3/11/16
3	Updated	4/30/16
4	Updated	08/03/17
5	Updated	1/03/23

2.4 Sign Type Layouts

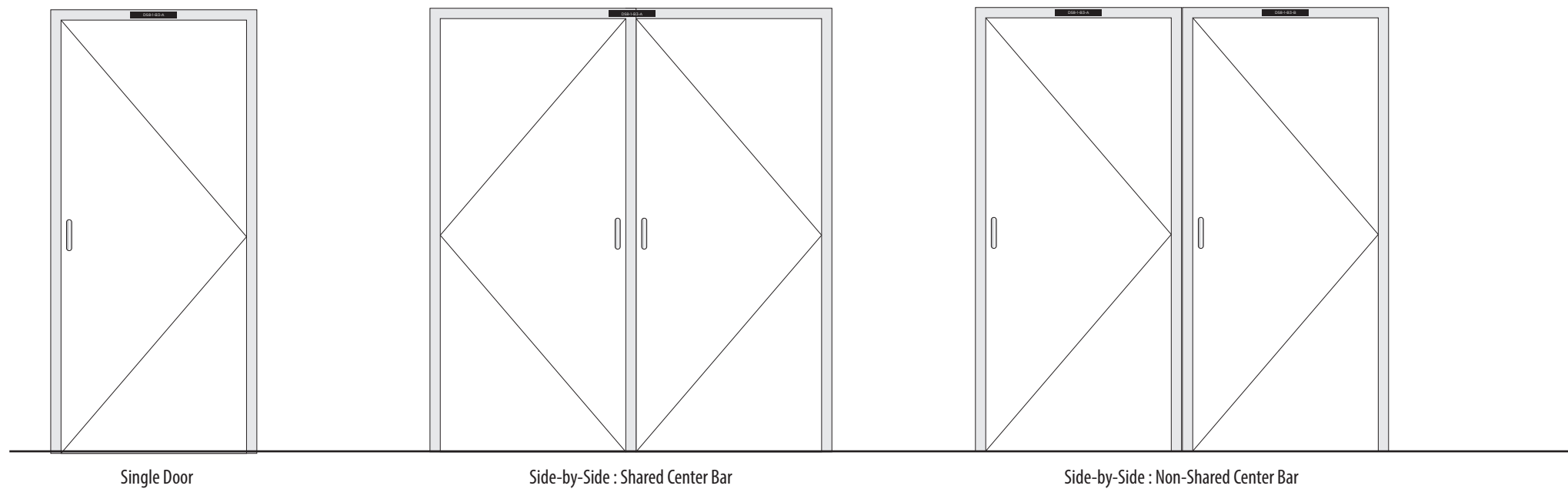


1 ELEVATION - INTERIOR
SCALE: 3/4" = 1"



2 ELEVATION - EXTERIOR
SCALE: 3/4" = 1"

3 INSTALLATION DETAIL
SCALE: NTS




Identification ST-167

- Descriptions:** Secondary Identification
- Dimensions:** 1 1/4" H x 9" W x 1/8" D
- Location:** Door Tag
- Material:** Non-glare clear acrylic or Aluminum
- Lettering:** Gotham Family
- Symbology:** n/a
- Colors:**
 - C1** • Sign Panel - Interior (ST 167)
1/8" non-glare clear acrylic
Clear returns
2nd surface Black paint
 - C2** • Non-Tactile Message
1/2" Gotham Book
Bright White
2nd Surface Direct print
Centered
 - C3** • Sign Panel - Exterior (ST 167e)
1/8" horizontal brushed aluminum
Natural returns
UV Coating
 - C4** • Non-Tactile Message
1/2" Gotham Book
Black
1st Surface Direct print
Centered
- Mounting:** Wall Mounted
- Illuminations:** n/a
- Remarks:** VHB and Silicone, as req'd

2.0 SIGN TYPE TERMINALS

#	REVISION	DATE
1	Updated	2/18/16
2	Updated	3/11/16
3	Updated	4/30/16
4	Updated	08/03/17
5	Updated	1/03/23

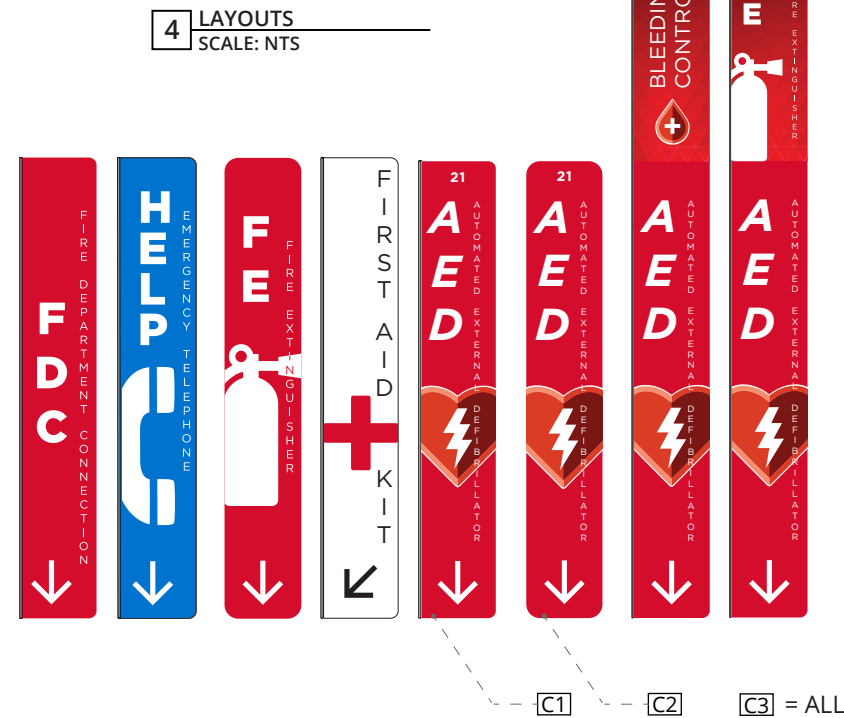
2.4 Sign Type Layouts



1 ELEVATION - LEFT SIDE
SCALE: 1/4" = 1"

2 ELEVATION - RIGHT SIDE
SCALE: 1/4" = 1"

3 SIDE VIEW
SCALE: 1/4" = 1"



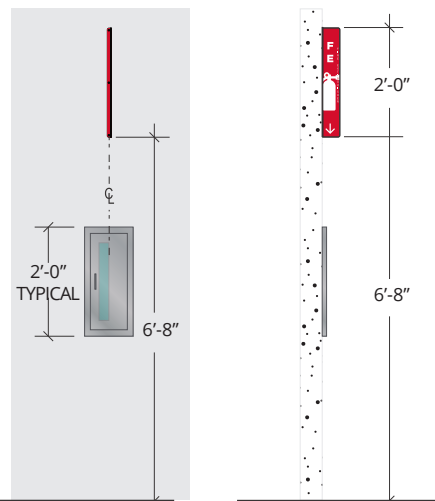
4 LAYOUTS
SCALE: NTS

6 ELEVATION
SCALE: 1/4" = 1"



[C4]

5 INSTALLATION DETAIL
SCALE: NTS



Descriptions: Secondary Identification
Dimensions: 24"(& 36") H x 4" W x .063" D
Location: Emergency Equipment ID
Material: Aluminum
Lettering: Gotham Family
Symbology: Refer to this page
Colors: [C1] • Flag Mount Panel
 .063 breakformed "L" shape panel
 Mill Finish edges and mounting tab
 Two 1/2" radius corners
 24" single function, 36" double function
 [C2] • Flat Mount Panel
 .063 panel
 Mill Finish edges
 Four 1/2" radius corners
 24" single function, 36" double function
 [C3] • Non-Tactile Messages
 1st surface Digital Print Graphics
 PMS 186 Red direct print on White vinyl
 PMS 285c Blue direct print on White vinyl
 Gotham Family
 Full size artwork available
 [C4] • Vinyl AED Panel (ST 168 v)
 10 3/4" H x 7 3/4" W transparent vinyl
 (gray indicates clear in drawing)
 Digitally printed on clear adhesive
 Provide 1 to each new AED window
 with corresponding number to AED

Mounting: Wall Mounted
Illuminations: n/a
Remarks: VHB and Silicone, as req'd, typical
 Counter sunk silver screws on flag mount
 for safety in varied locations

24" Sign Panels - Flag: ST 168-A
24" Sign Panels - Flat: ST 168-B

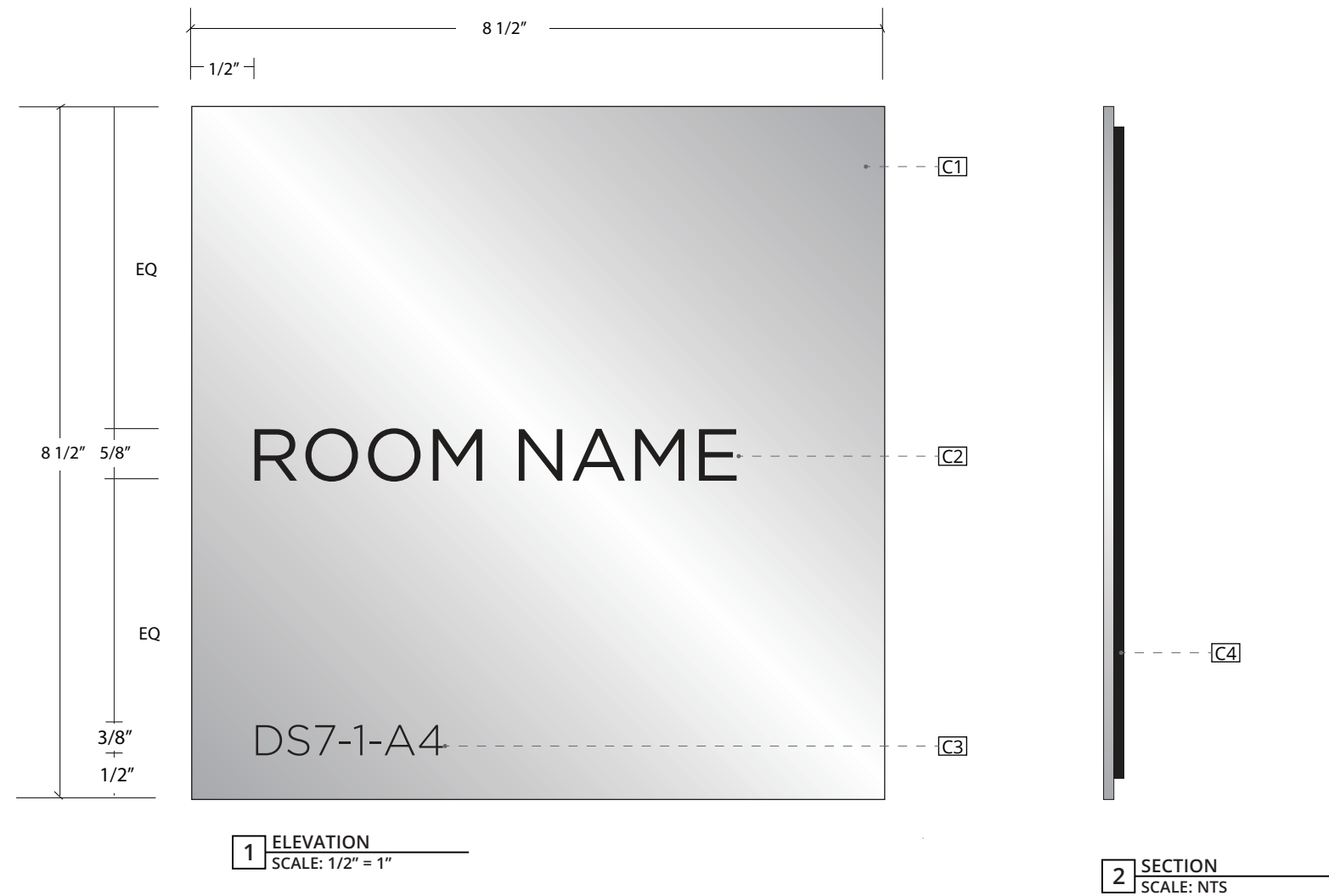
36" Sign Panels - Flag: ST 168-C
36" Sign Panels - Flat: ST 168-D

AED Cabinet Decal: ST 168 E

2.0 SIGN TYPE TERMINALS

#	REVISION	DATE
1	Updated	2/18/16
2	Updated	3/11/16
3	Updated	4/30/16
4	Updated	08/03/17
5	Updated	1/03/23

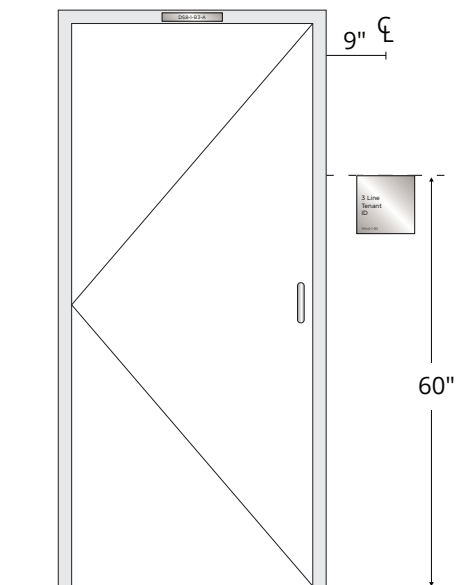
2.4 Sign Type Layouts



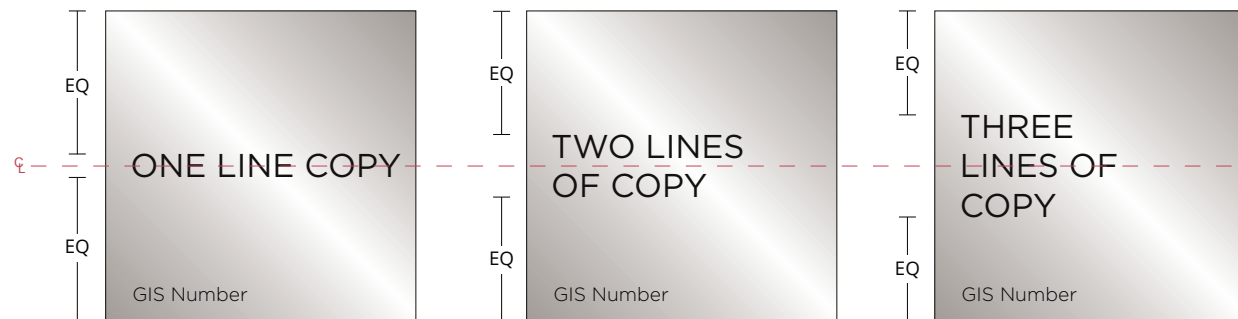
1 ELEVATION
SCALE: 1/2" = 1"

2 SECTION
SCALE: NTS

4 INSTALLATION DETAIL
SCALE: NTS



3 LAYOUTS
SCALE: NTS



Identification ST-169


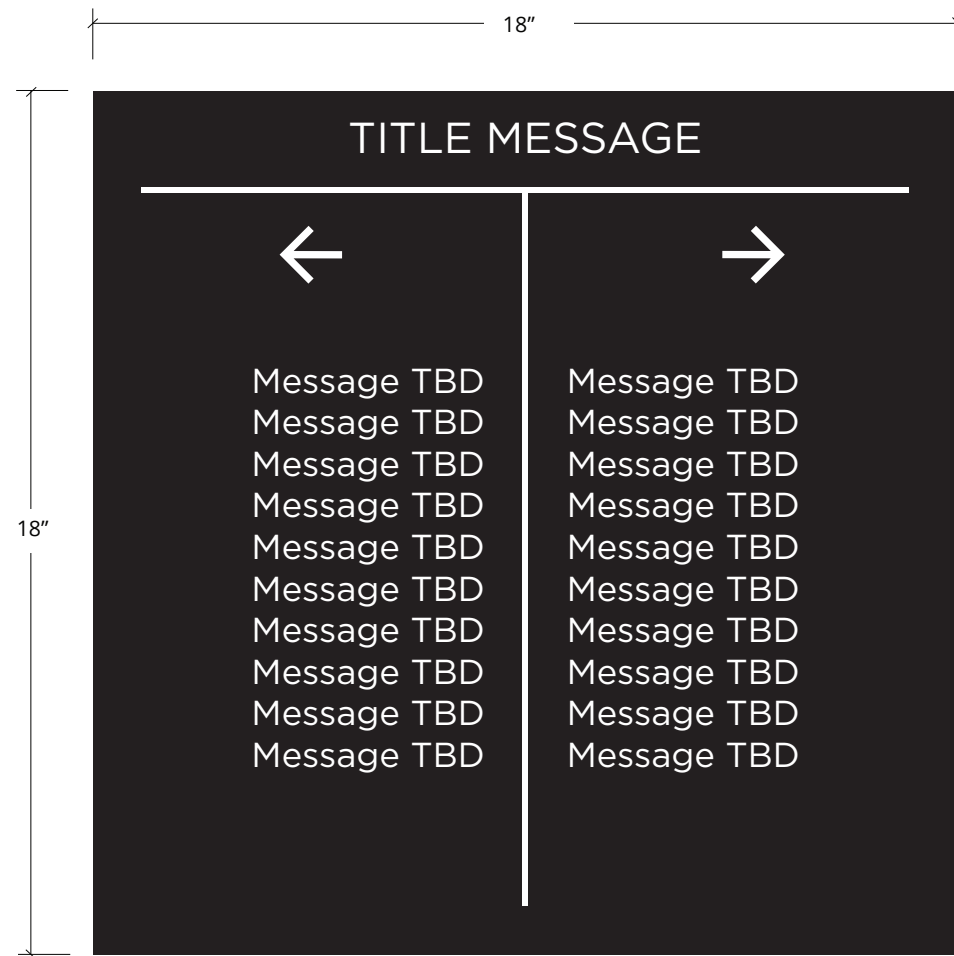
- Descriptions:** Secondary Identification
- Dimensions:** 8 1/2" H x 8 1/2" W x 1/8" D
- Location:** Exterior Room ID
- Material:** Aluminum
- Lettering:** Gotham Family
- Symbology:** n/a
- Colors:**
 - C1** • Sign Panel - Exterior
1/8" horizontal brushed aluminum
Natural returns
UV Coating
 - C2** • Non-Tactile Message
5/8" Gotham Book Room name
1st Surface Direct print
Black
L 1/2", T&B centered
 - C3** • Non-Tactile Message
3/8" Gotham Light GIS Room number
1st Surface Direct print
Black
L 1/2", B 1/2"
 - C4** • Backplate
8" x 8" x 1/8" Black Acrylic Backplate

Mounting: Wall Mounted
Illuminations: n/a
Remarks: Backplate: VHB and Silicone or countersunk Mechanical fasteners, as req'd for surface
Room ID panel: VHB and Silicone, as req'd

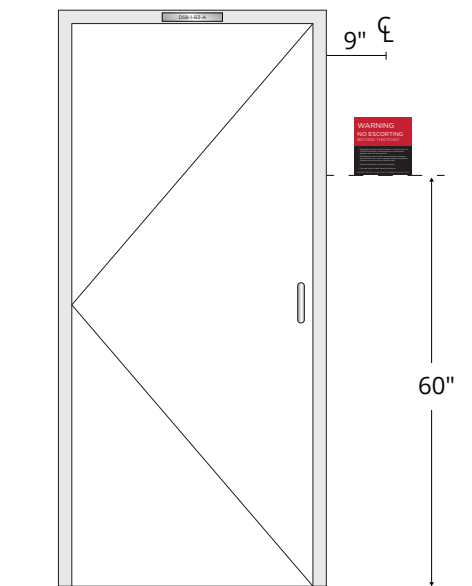
2.0 SIGN TYPE TERMINALS

#	REVISION	DATE
1	Updated	2/18/16
2	Updated	3/11/16
3	Updated	4/30/16
4	Updated	08/03/17
5	Updated	1/03/23

2.4 Sign Type Layouts



4 INSTALLATION DETAIL
SCALE: NTS





1 ELEVATION
SCALE: 1/4" = 1"

2 SECTION
SCALE: NTS

3 LAYOUTS
SCALE: NTS

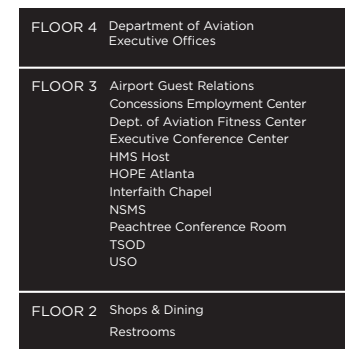
Security Signs : No Escorting



Rules



Escalator Caution



Elevator Cab Directory

Informational **ST-181**

Descriptions: Secondary Informational
Dimensions: 18" H x 18" W x 1/2" D
Location: Large Informational
Material: 1/2" Low Gloss Clear Acrylic
Lettering: Gotham Family
Symbology: Refer to Section 1 - Graphic Standards
Colors: C1 • Sign Panel
 1/2" clear low gloss acrylic
 Clear polished returns
 2nd surface painted or Black vinyl, primary
 2nd surface PMS 200c Red, accent
 Matte spray finish
 C2 • Non-Tactile Message
 Gotham Font Family
 1st Surface Direct print
 Bright White, primary
 PMS 200c Red, accent
 Layouts vary
Mounting: Wall Mounted
Illuminations: n/a
Remarks: VHB and Silicone, as req'd
 On glass, include 1st surface Black Vinyl Backer
 If stacking Security Signs, use 2" between
 If over SACS keypad, center, 2" above
 Heights vary, typical is 60" AFF to bottom

ST 181-18 = 18" x 18" x 1/2"
 -Interior office directional

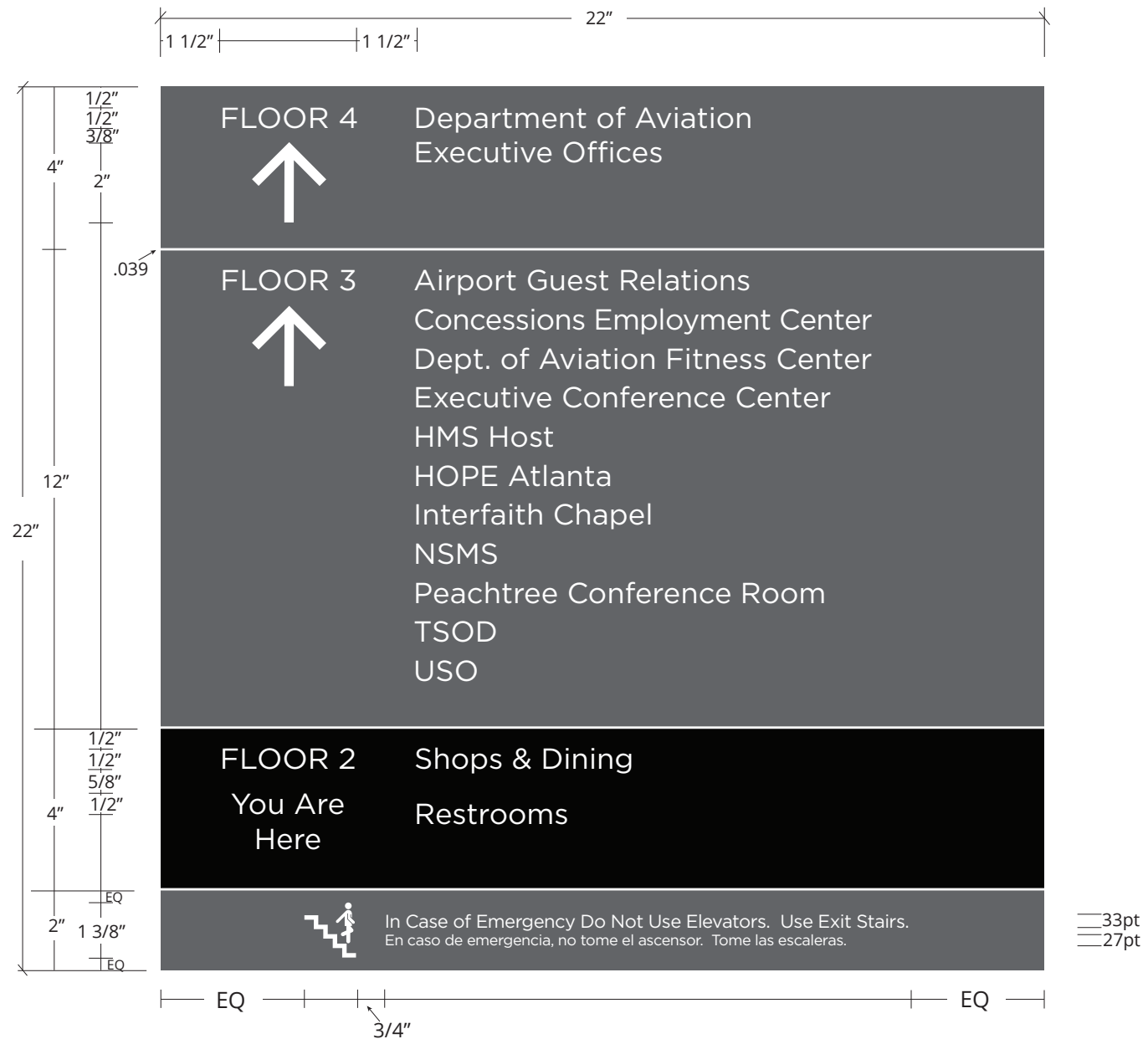
ST 181-13 = 13" x 13" x 1/2"
 -Interior office directional
 -Escalator Caution
 -Elevator Cab Directory

ST 181-8 = 8 1/2" x 8 1/2" x 1/2"
 -Security Signs:
 No Escorting, TSA & Rules

2.0 SIGN TYPE TERMINALS

#	REVISION	DATE
1	Updated	2/18/16
2	Updated	3/11/16
3	Updated	4/30/16
4	Updated	08/03/17
5	Updated	1/03/23

2.4 Sign Type Layouts

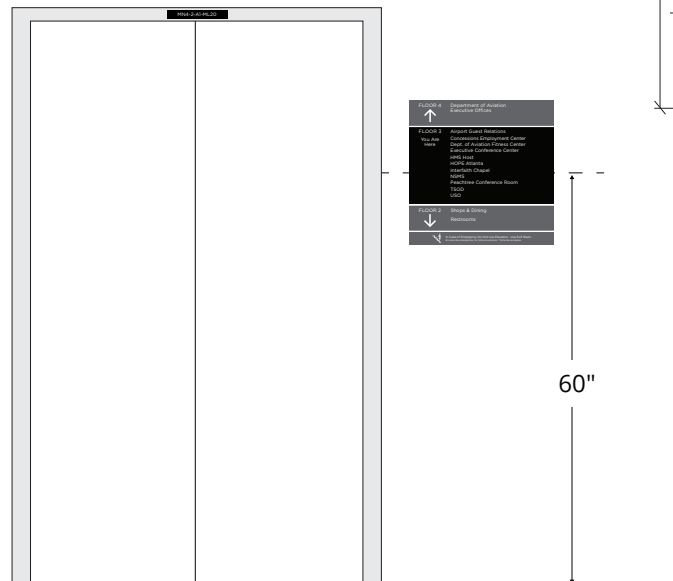


1 ELEVATION
SCALE: 1/4" = 1"

2 SECTION
SCALE: NTS

3 LAYOUTS
SCALE: NTS

4 INSTALLATION DETAIL
SCALE: NTS



Informational ST-182

Descriptions: Secondary Informational
Dimensions: 22" H x 22" W x 1/2" D
Location: Elevator Directory
Material: 1/2" Low Gloss Clear Acrylic
Lettering: Gotham Book
Symbology: Refer to Section 1 - Graphic Standards

Colors: **C1** • Sign Panel
 1/2" low gloss clear acrylic
 Clear polished returns
 You are Here Section:
 2nd surface Black paint
 Other Sections:
 2nd surface 70% Black Paint
 Rule Lines:
 2nd surface Bright White
 Matte spray finish

C2 • Non-Tactile Message
 Gotham Book
 1st Surface Direct print
 Bright White

Mounting: Wall Mounted
Illuminations: n/a
Remarks: VHB and Silicone, as req'd

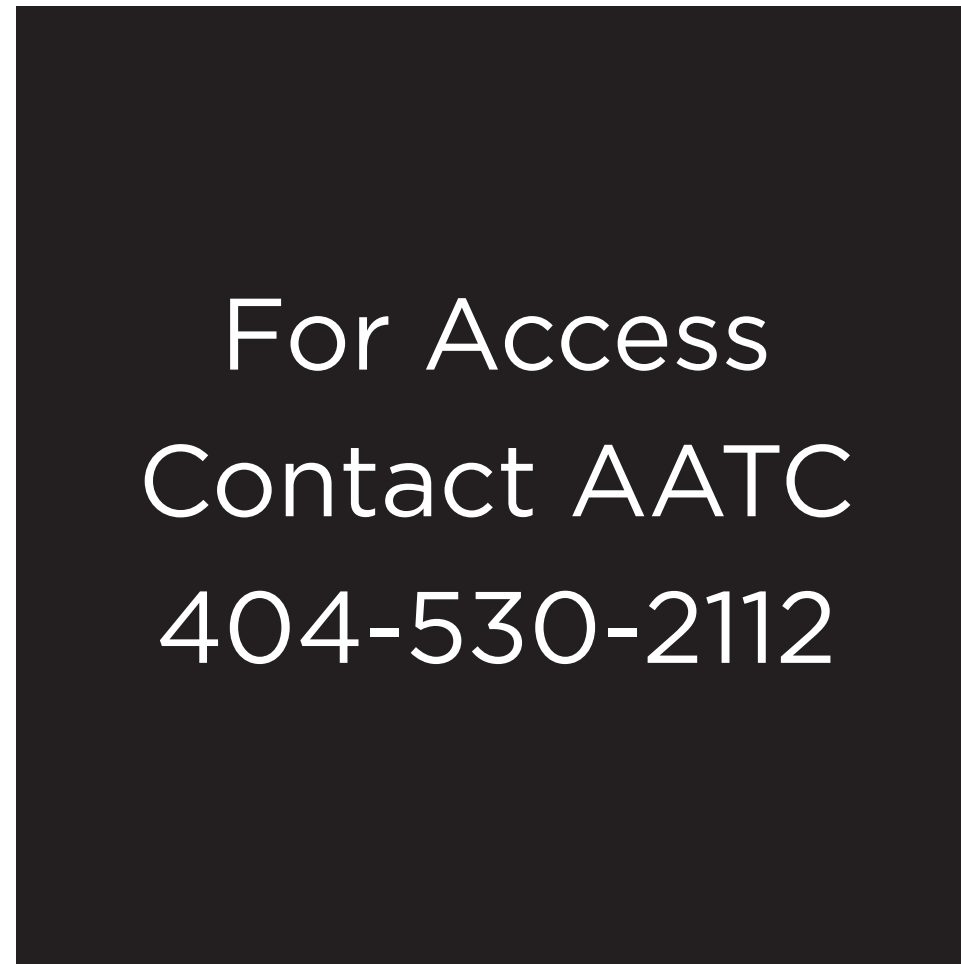
Opposite side of Call Buttons
 If 2 elevators side by side, install
 closet side to public view. Varies

Heights vary, 60" AFF to middle, typical
 Center in space horizontally, typical


2.0 SIGN TYPE TERMINALS

#	REVISION	DATE
1	Updated	2/18/16
2	Updated	3/11/16
3	Updated	4/30/16
4	Updated	08/03/17
5	Updated	1/03/23

2.4 Sign Type Layouts

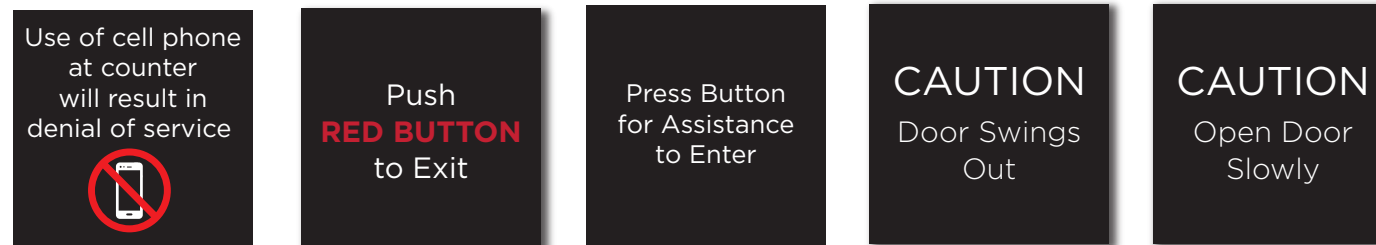


1 ELEVATION
SCALE: 1" = 1"

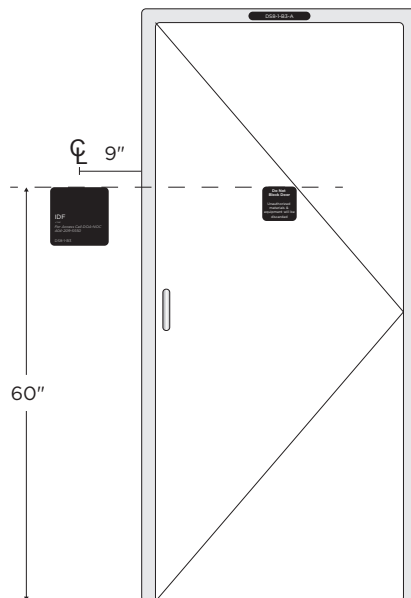


2 SECTION
SCALE: 1" = 1"

3 LAYOUTS
SCALE: 1/4" = 1"



4 INSTALLATION DETAIL
SCALE: NTS



Descriptions: Secondary Informational

Dimensions: 5" H x 5" W x 1/2" D

Location: Small Access/Warning ID

Material: 1/2" Clear Acrylic

Lettering: Gotham Family

Symbology: Refer to Section 1 - Graphic Standards

Colors: **C1** • Sign Panel
1/2" clear acrylic
Clear polished returns
2nd surface painted or Black vinyl
*not a matte finish

C2 • Non-Tactile Message
Gotham Font Family
1st Surface Direct print
Bright White &
PMS 200c Red are primary colors
Layouts vary

Mounting: Wall Mounted

Illuminations: n/a


Remarks: VHB and Silicone, as req'd
On glass, include 1st surface Black Vinyl Backer

Typical, 60" AFF to Top, centered on a door-can vary

2.0 SIGN TYPE TERMINALS

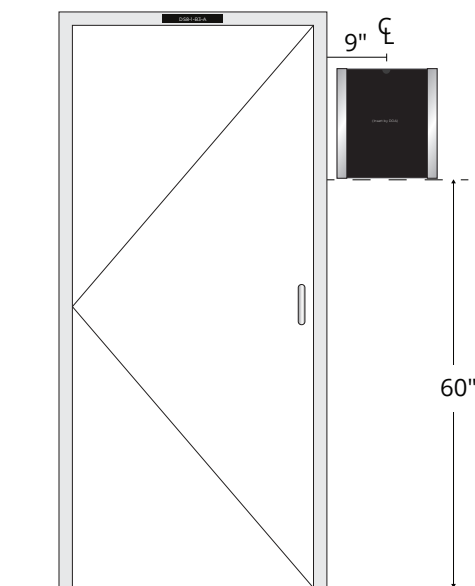
#	REVISION	DATE
1	Updated	2/18/16
2	Updated	3/11/16
3	Updated	4/30/16
4	Updated	08/03/17
5	Updated	1/03/23

2.4 Sign Type Layouts



1 ELEVATION
SCALE: 1/2" = 1"

3 INSTALLATION DETAIL
SCALE: NTS



2 LAYOUTS - ST 185-A
SCALE: NTS

Sharon Heard-Brown
Airport Assistant General Manager

Noel Small
Manager

Network Services

Jon Pruitt
Network Services Manager

Network Services Team
Team member
Team member
etc.

Payroll Office

Payroll Closeout Week

Office Hours:

1st Shift
Monday 8:00am - 11:00am

2nd Shift
Monday 3:00pm - 5:00pm

3rd Shift
Thursday, Friday 6:00am - 8:00am

3rd Shift by appointment only with 24 hr notice
email: issu@airgram.com
confirmation email will be sent.

Safety & Security Division

By appointment only, contact your Authorized Signatory for assistance

Service Hours:

Mon, Tues, Thurs, Fri
8:30am - 4:30pm

Wednesday
8:30am - 12 noon

Closed Daily
11:45am - 1:00pm

Descriptions: Secondary Informational

Dimensions: 11 1/8" H x 10 5/8" W x 7/16" D

Location: Window Sign

Material: Aluminum Frame with Acrylic Lens

Lettering: Gotham Family

Symbology: Refer to Section 1 - Graphic Standards

Colors: C1 • Sign Panel
APCO FVC1185(V) Full View Aluminum Conture Frame - Natural Satin Anodized

C2 • 1/16" non-glare clear lens creating window for changeable inserts
Top thumb notch

C3 • 11" x 8 1/2" x .020 polyester insert
1st surface Digital print
Black Insert
Bright White Copy
PMS 200c Red accent color
Gotham font family

Mounting: Wall Mounted

Illuminations: n/a

Remarks: VHB and Silicone, as req'd
On glass, include 1st surface Black Vinyl Backer

Heights vary, typical is 60" AFF to bottom

*For horizontal option - APCO FVC8511
*For desk mount:
FVCTS single-sided
FVCT double-sided

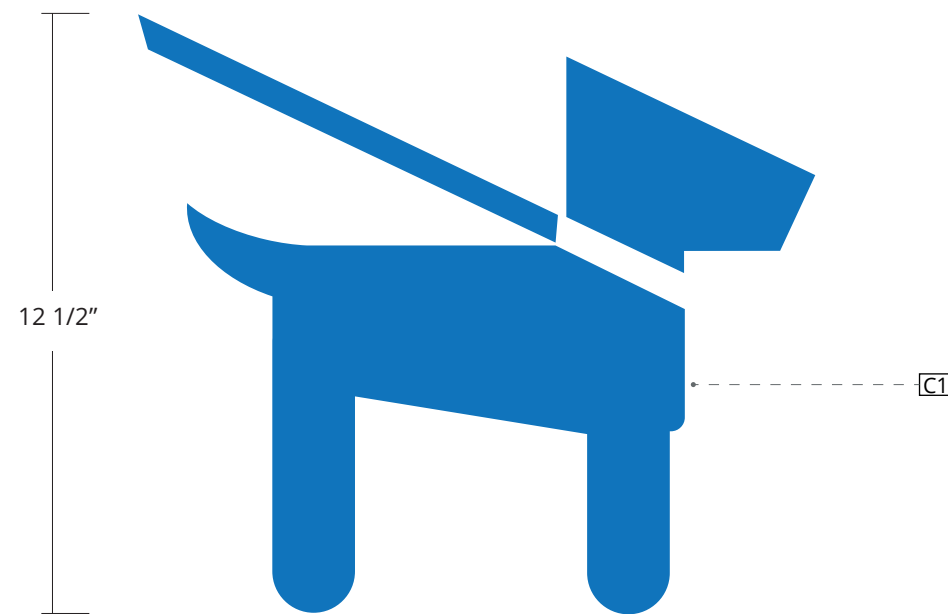
Inserts: ST 185-A

Desk Mount: ST 185-D

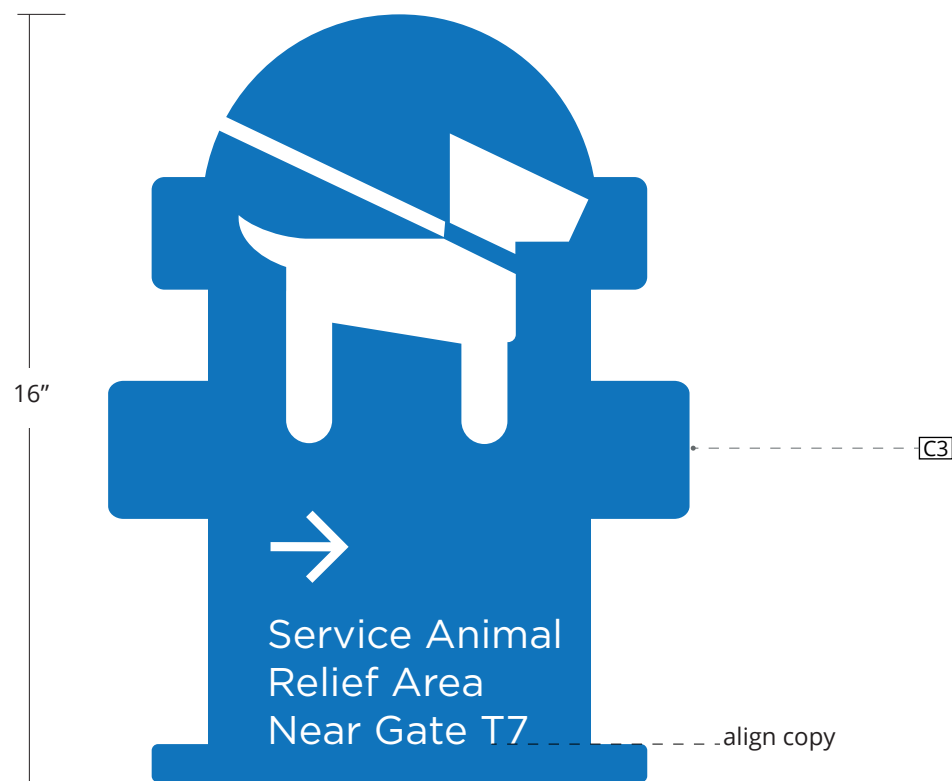
2.0 SIGN TYPE TERMINALS

#	REVISION	DATE
1	Updated	2/18/16
2	Updated	3/11/16
3	Updated	4/30/16
4	Updated	08/03/17
5	Updated	1/03/23

2.4 Sign Type Layouts



1 ELEVATION - ST185a
SCALE: 1/4" = 1"

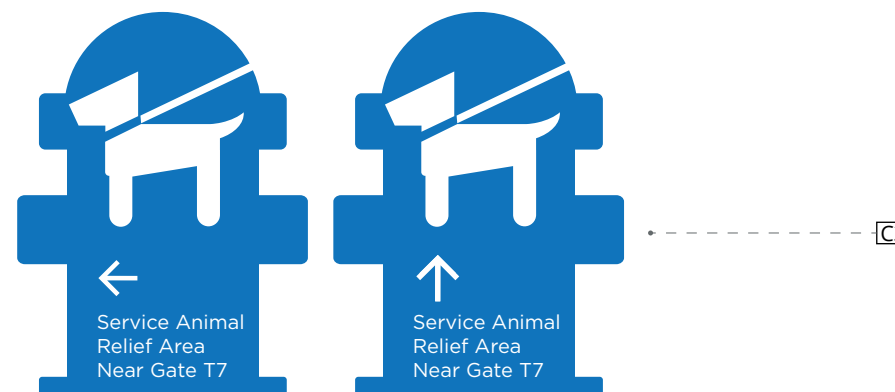


1 ELEVATION - ST185c
SCALE: 1/4" = 1"



1 ELEVATION - ST185b
SCALE: 1/4" = 1"

1 LAYOUTS - ST185c
SCALE: 1/8" = 1"



Descriptions: Secondary Informational
Dimensions: Varies
Location: SARA Specialty Signage
Material: .020 Polyester & Vinyl
Lettering: Gotham Family
Symbology: Refer to Section 1 - Graphic Standards

Colors: [C1] • SARA Dog Icon - ST 185a
 12 1/2" H x 14" W
 3M Vinyl C=85 M=50 Y=0 K=0

Installation: 1st Surface
 Frosted Door with metal cross bar-
 Center in section above bar

[C2] • SARA Vinyl Door Information - ST 185b
 1" Gotham Book
 3/4" Gotham Medium
 Kern bot line @48 to align at 13 5/8" W
 3M Black Vinyl

Installation: 1st Surface
 Frosted Door with metal cross bar-
 1" below bar, 1" latch side of frame

[C3] • SARA Directional Hydrant - ST 185c
 16" H x 12" W x .020 D
 Painted polyester C=85 M=50 Y=0 K=0

Font: 60pt Gotham Book, left justified
 Arrow: 1 1/2" Arrow, left justified
 Dog: 6 1/2" x 6 1/2", not including leash
 Dog faces direction of arrow
 Bright White

Installation: 1st Surface, 60" AFF to center
 3M 467MP adhesive transfer tape with
 200MP adhesive full coverage tape

Mounting: Wall Mounted
Illuminations: n/a
Remarks:

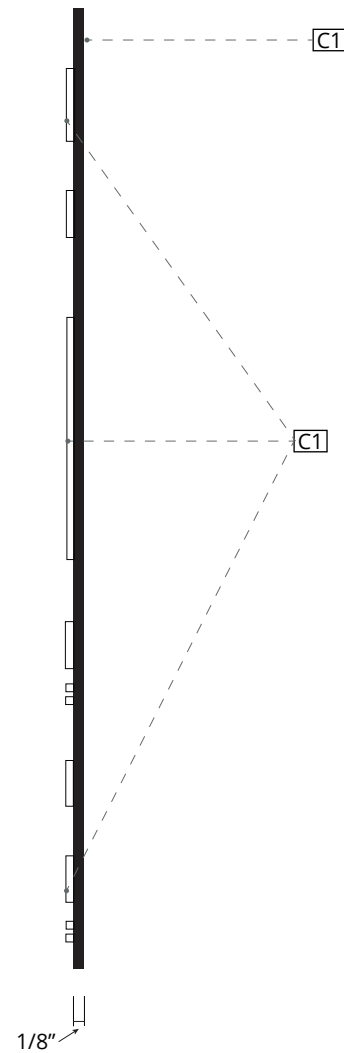
2.0 SIGN TYPE TERMINALS

#	REVISION	DATE
1	Updated	2/18/16
2	Updated	3/11/16
3	Updated	4/30/16
4	Updated	08/03/17
5	Updated	1/03/23

2.4 Sign Type Layouts



1 ELEVATION
SCALE: 1/4" = 1"

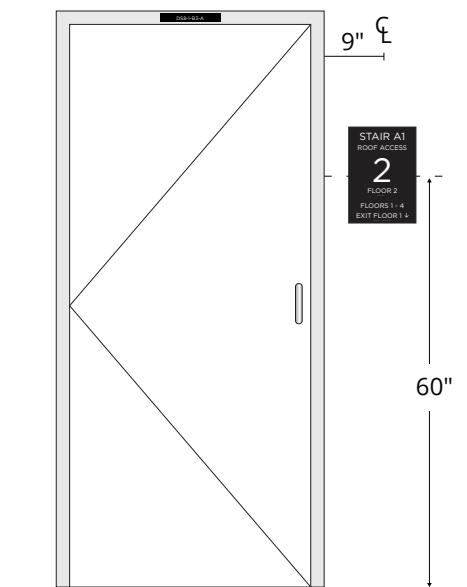


2 SECTION
SCALE: NTS

3 LAYOUTS
SCALE: NTS



4 INSTALLATION DETAIL
SCALE: NTS



Descriptions: Secondary Informational
Dimensions: 20" H x 14" W x 1/8" D
Location: Interior Stairwell ID
Material: 1/8" Black Romark Acrylic
Lettering: Gotham Family
Symbology: Refer to Section 1 - Graphic Standards
Colors: C1 • Sign Panel
 1/8" Black Romark or approved equal
 Natural returns

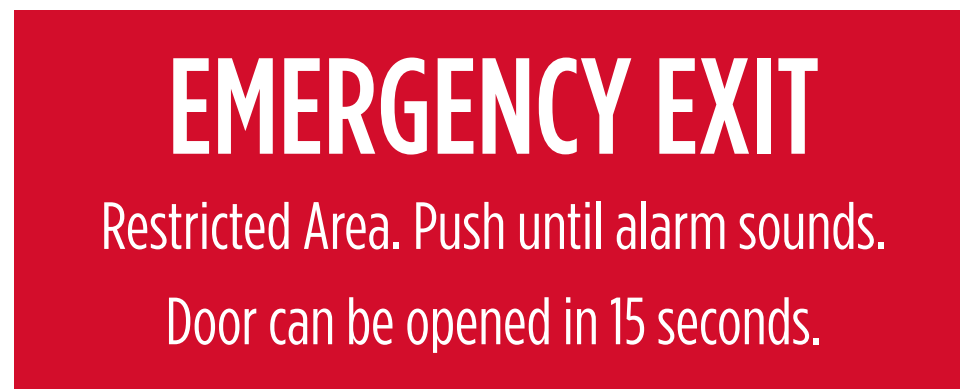
C2 • Tactile Message
 1/32" applied tactile copy
 Gotham Book
 Bright White
 Grade 2 Raster Braille - Black

Mounting: Wall Mounted
Illuminations: n/a
Remarks: VHB and Silicone or, as req'd
 60" to Center AFF

2.0 SIGN TYPE TERMINALS

#	REVISION	DATE
1	Updated	2/18/16
2	Updated	3/11/16
3	Updated	4/30/16
4	Updated	08/03/17
5	Updated	1/03/23

2.4 Sign Type Layouts



2 INSTALLATION DETAIL
SCALE: NTS



Informational **ST-187**

Descriptions: Secondary Informational
Dimensions: 8" H x 20" W x 1/8" D
Location: Jetbridge/Emergency Exit Door Bands
Material: 1/8" Non-Glare Acrylic
Lettering: Gotham Family
Symbology: n/a

Colors: C1 • Sign Panel
 1/8" non-glare acrylic
 Natural returns
 2nd surface painted PMS186c Red

C2 • Non-Tactile Message
 2" Gotham Condensed Medium
 1" Gotham Condensed Book
 2nd surface direct print
 Bright White

Mounting: Door Mounted
Illuminations: n/a
Remarks: VHB and Silicone or, as req'd

In case of door with window,
 center between door handle
 and window

ST187a - Restricted Area
 For use on Jetbridge Doors and
 any Employee use SACS doors

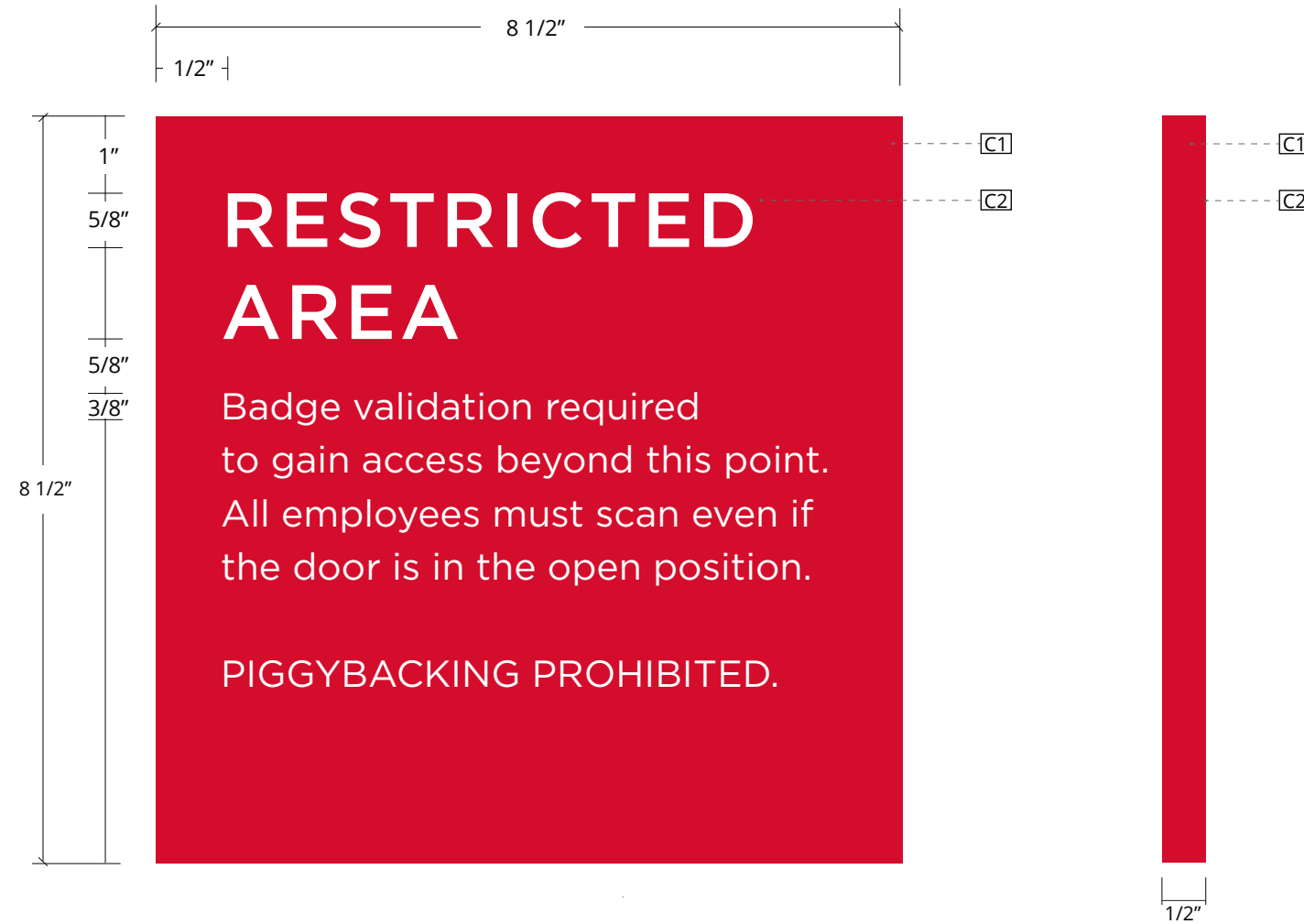
ST187b - Emergency Exit
 For use on Emergency Exit only
 Doors, Direct or Stairs, where
 an alarm will sound regardless
 of badge swipe

For use on Stair doors inside Jetbridge

2.0 SIGN TYPE TERMINALS

#	REVISION	DATE
1	Updated	2/18/16
2	Updated	3/11/16
3	Updated	4/30/16
4	Updated	08/03/17
5	Updated	1/03/23

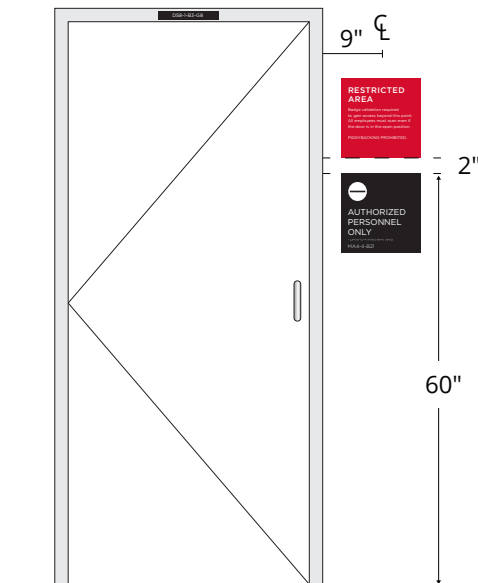
2.4 Sign Type Layouts



1 ELEVATION
SCALE: 1/2" = 1"

2 SECTION
SCALE: 1/2" = 1"

3 INSTALLATION DETAIL
SCALE: NTS

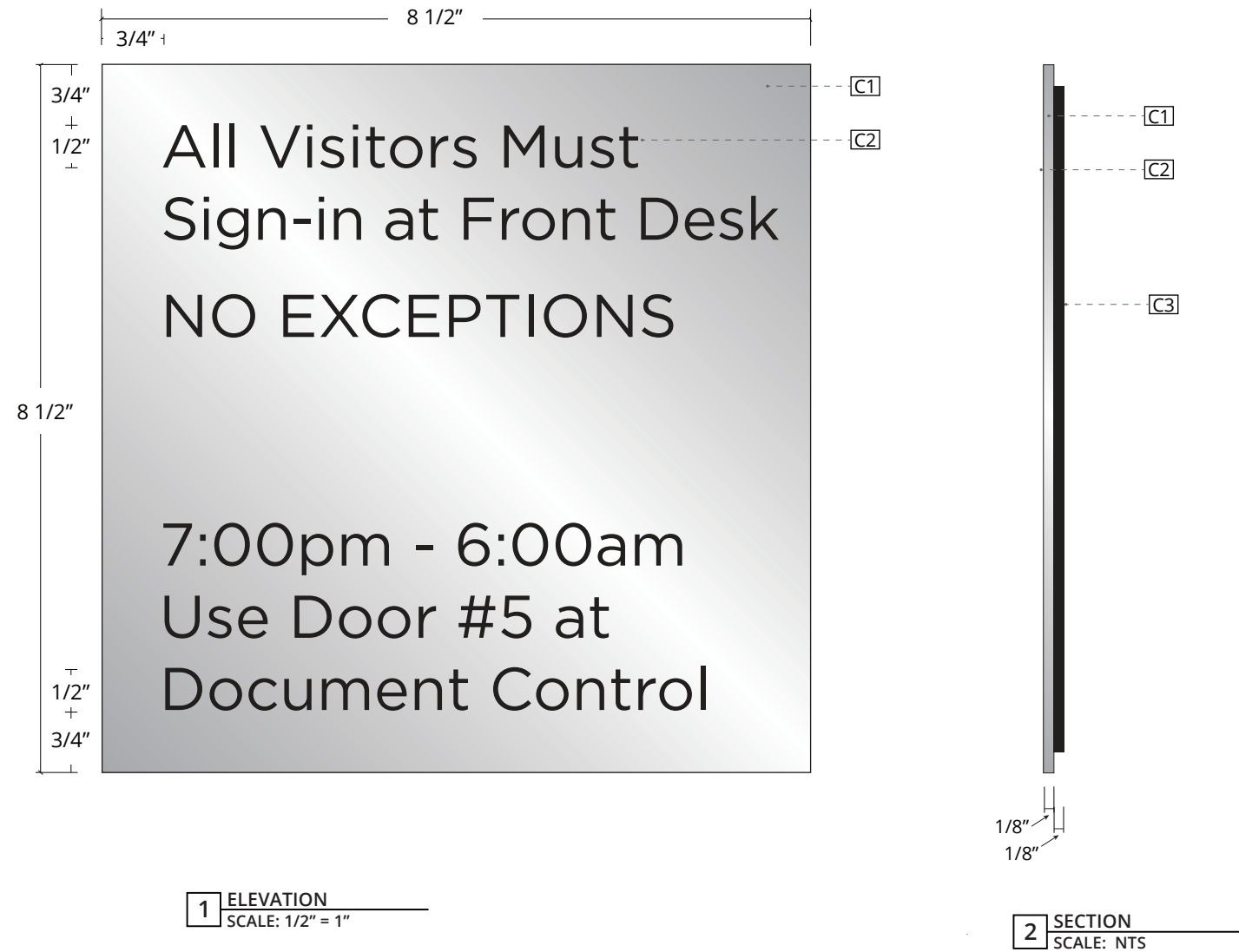


Descriptions: Secondary Informational
Dimensions: 18" H x 18" W x 1/2" D
Location: Restricted Area / Gate / Jetbridge
Material: 1/2" Low Gloss Clear Acrylic
Lettering: Gotham Family
Symbology: Refer to Section 1 - Graphic Standards
Colors: **C1** • Sign Panel
 1/2" low gloss clear acrylic
 Clear polished returns
 2nd surface painted PMS 186c Red
 Matte spray finish
C2 • Non-Tactile Message
 5/8" Gotham Medium
 3/8" Gotham Book
 1st Surface Direct print
 Bright White
 T 1", L 1/2"
Mounting: Wall Mounted
Illuminations: n/a
Remarks: VHB and Silicone or, as req'd
 On glass, include 1st surface Black Vinyl Backer
 To be installed at every Jetbridge along with Authorized Personnel Only ADA sign

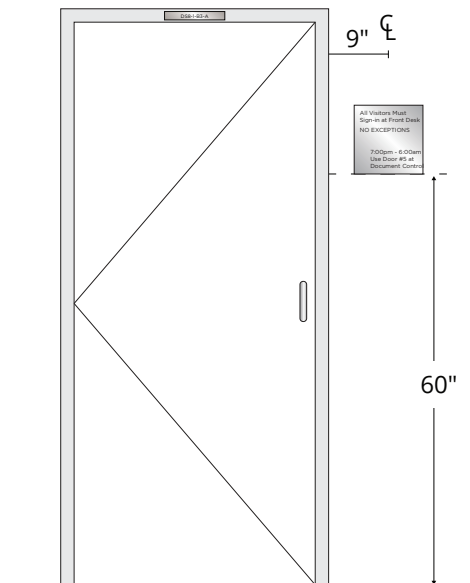
2.0 SIGN TYPE TERMINALS

#	REVISION	DATE
1	Updated	2/18/16
2	Updated	3/11/16
3	Updated	4/30/16
4	Updated	08/03/17
5	Updated	1/03/23

2.4 Sign Type Layouts



4 INSTALLATION DETAIL
SCALE: NTS



1 ELEVATION
SCALE: 1/2" = 1"

2 SECTION
SCALE: NTS

Descriptions: Secondary Informational

Dimensions: 8 1/2" H x 8 1/2" W x 1/8" D

Location: Exterior Door Information

Material: Aluminum

Lettering: Gotham Family

Symbology: Refer to Section 1 - Graphics Standards

Colors:

- C1** • Sign Panel - Exterior
1/8" horizontal brushed aluminum
Natural returns
UV Coating
- C2** • Non-Tactile Message
Gotham Family
1st Surface Direct print
Black
L 3/4", layouts vary
- C3** • Backplate
8" x 8" x 1/8" Black Acrylic Backplate

Mounting: Wall Mounted

Illuminations: n/a

Remarks: Backplate: VHB and Silicone or countersunk Mechanical fastners, as req'd for surface

Aluminum panel: VHB and Silicone, as req'd

On glass, include 1st surface Black Vinyl Backer - 8 1/2" x 8 1/2"



 **Hartsfield-Jackson**
Atlanta International Airport.

Prepared by:  **AIS** |  **VALANCOURT**
INTERNATIONAL LLC